

Final Program

TAIPEI



**2016
APAGE
& TAMIG
Annual
Congress**

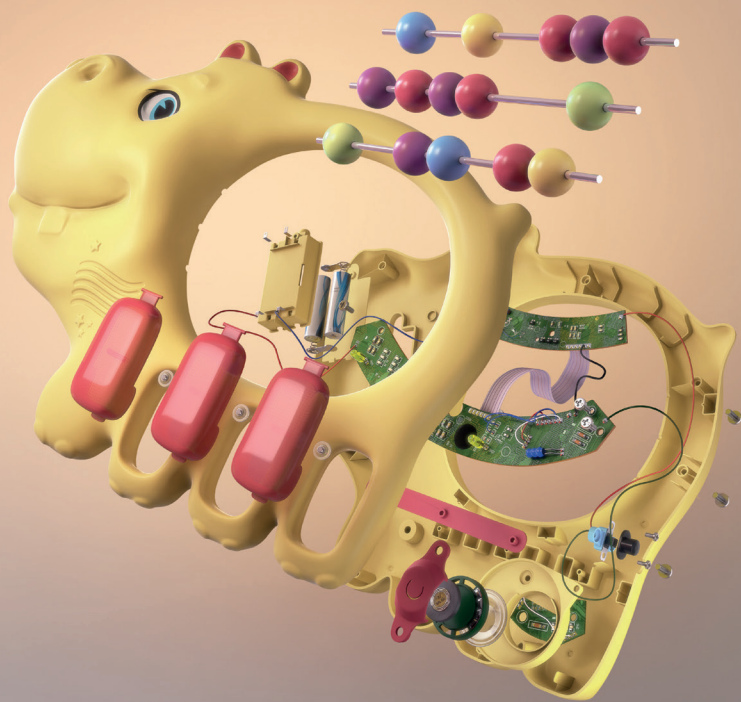
**4th-6th
NOVEMBER
2016**

**Taipei International
Convention Center**



www.apage2016.tw

每個細節的積少成多 只為了給你更多



GONAL-f®滿足您對病患的個人化需求，
每樣細節累積的成果，都能成就您獲得更高懷孕率及活產率。

每個小細節 調和出你所信賴的配方



Pergoveris®是混和基因重組FSH及LH之單一藥劑產品，
始終如一的高純度荷爾蒙確保正確提供您的病人簡單的卵巢刺激方案。

Pergoveris™

專注細節 孕育新生

MERCK

衛署簡登輸字第000915號 | 北市衛藥廣字第105020205號 | 台灣默克股份有限公司 | 台北市內湖區堤頂大道二段89號6樓 | 使用前請詳閱說明書資訊及注意事項



2016 APAGE & TAMIG Annual Congress



ORGANIZED BY





Table of Content

2016 APAGE & TAMIG ANNUAL CONGRESS

| | |
|--------------------|----|
| Venue Map | 4 |
| Welcome Message | 8 |
| Congress Structure | 9 |
| Faculty List | 14 |

FRIDAY, 4TH NOVEMBER 2016

| | |
|-----------------------|----|
| Program Overview | 18 |
| Chronological Program | 21 |

SATURDAY, 5TH NOVEMBER 2016

| | |
|-----------------------|----|
| Program Overview | 30 |
| Chronological Program | 32 |

SUNDAY, 6TH NOVEMBER 2016

| | |
|-----------------------|----|
| Program Overview | 50 |
| Chronological Program | 52 |

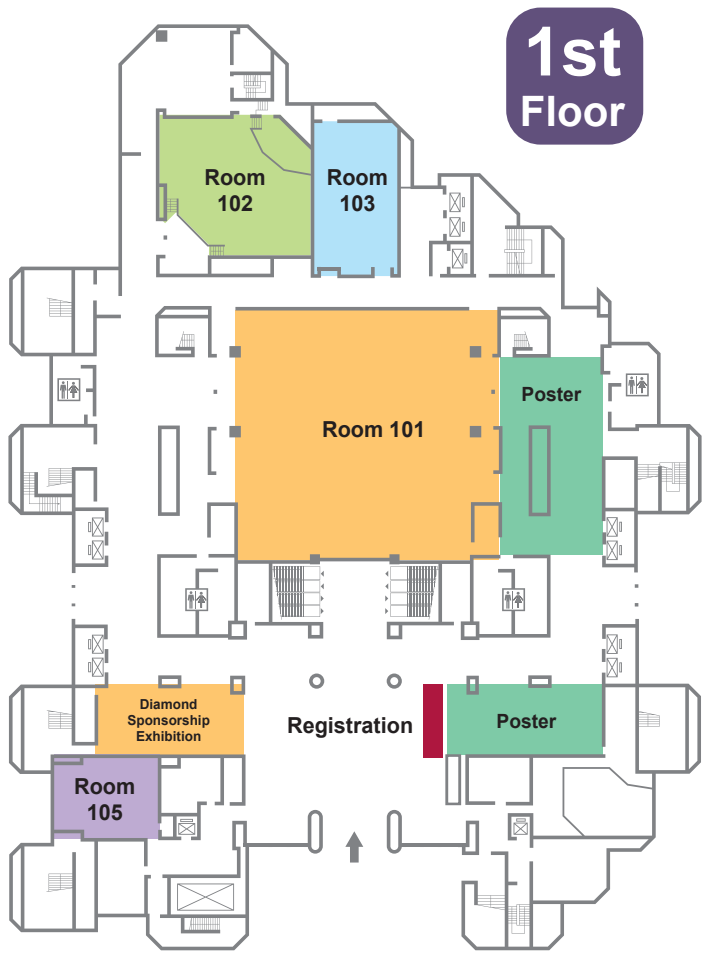
POSTER EXHIBITION

| | |
|---------------|----|
| Poster Layout | 66 |
|---------------|----|

INDUSTRY & GENERAL INFORMATION

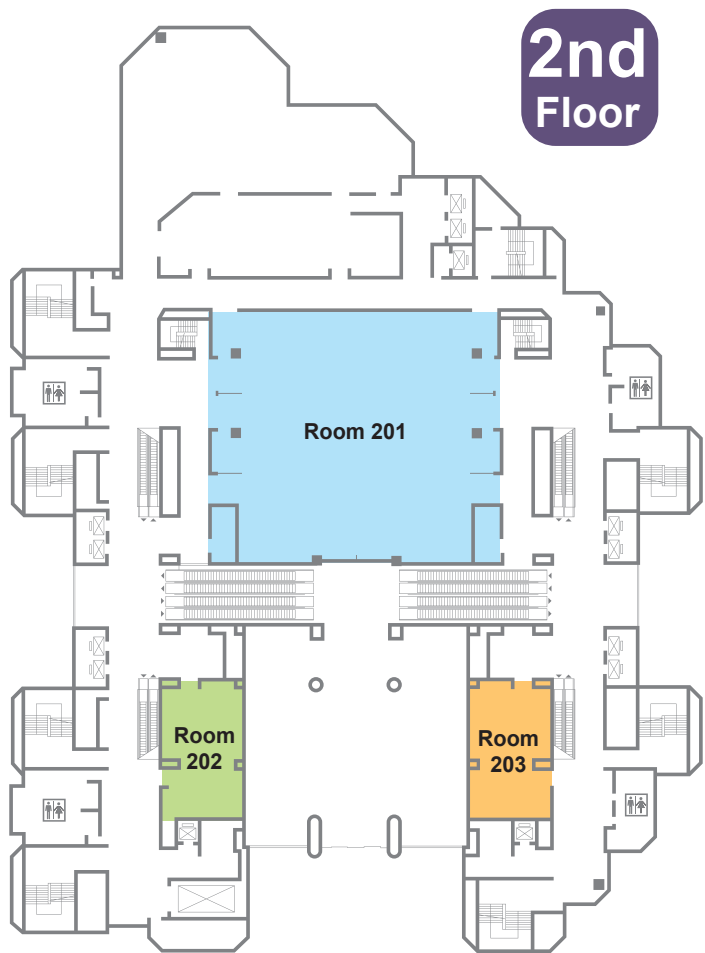
| | |
|--|----|
| Congress Sponsors | 78 |
| List of Industry Exhibitors | 80 |
| Industry Exhibition Plan | 81 |
| Lunch Symposium | 82 |
| Industry Exhibitors & Sponsors in alphabetical order | 84 |
| General Information | 92 |
| Surrounding Map | 94 |

VENUE MAP



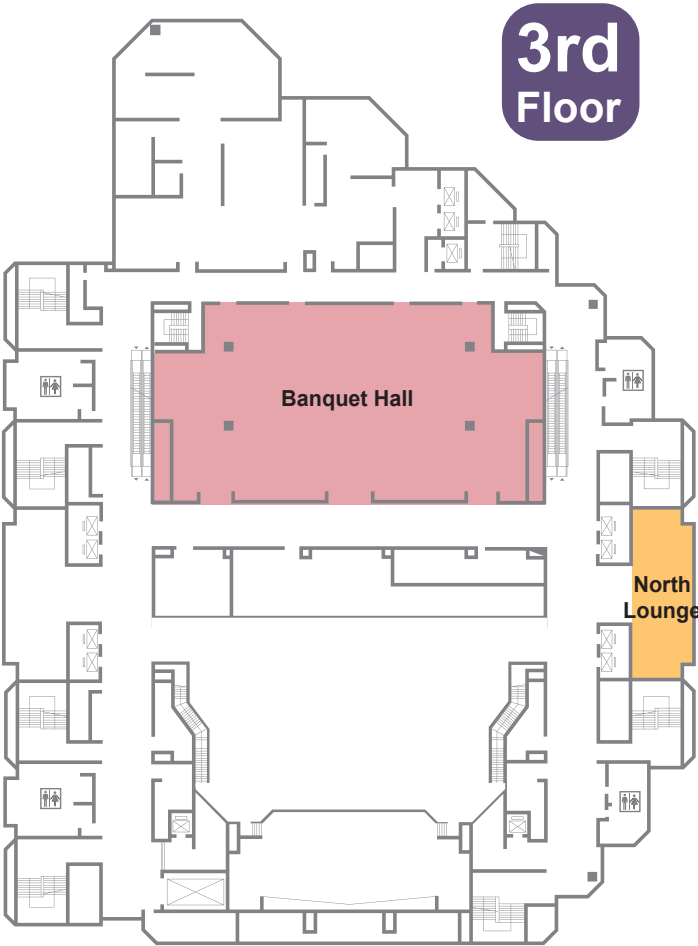
Taipei International Convention Center (TICC)

| Venue | Function |
|-----------------------|-----------------------|
| 101 & South Rest Area | Exhibition |
| North Rest Area | Registration & Poster |
| 102, 103, 105 | Session Room |



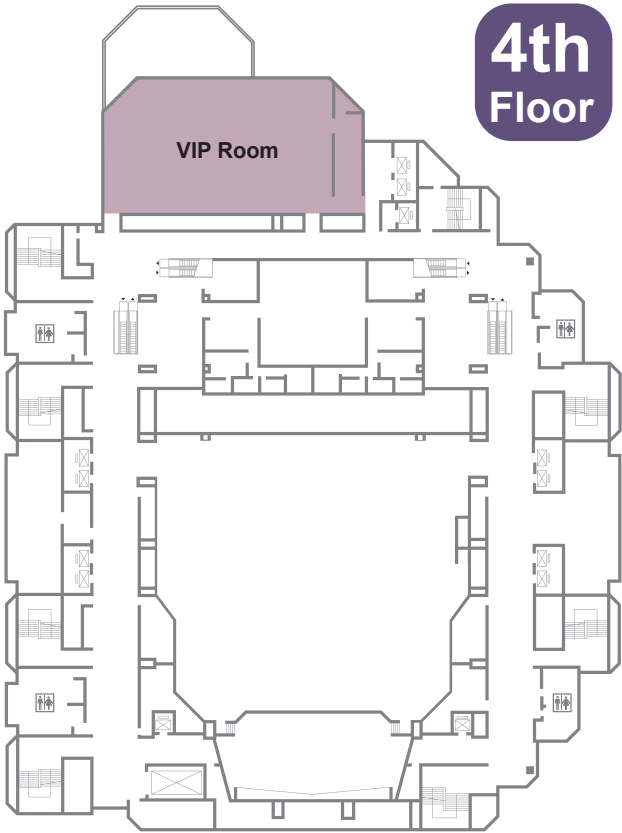
Taipei International Convention Center (TICC)

| Venue | Function |
|-----------------|------------------|
| 201 A/B/C/D/E/F | Session Room |
| 202 | Preview Room |
| 203 | Secretariat Room |



Taipei International Convention Center (TICC)

| Venue | Function |
|--------------|-------------------------------------|
| Banquet Hall | Welcome Reception & Lunch Symposium |
| North Lounge | Session Room |



Taipei International Convention Center (TICC)

| Venue | Function |
|----------|-----------------|
| VIP Room | Lunch Symposium |

WELCOME MESSAGE


Dear Colleagues and Friends

It is with great pleasure that we welcome you to the **2016 APAGE & TAMIG Annual Congress** of the Asia-Pacific Association for Gynecologic Endoscopy and Minimally Invasive Therapy Annual Congress and Taiwan Association for Minimally Invasive Gynecology in Taipei. The APAGE Annual Congress is the largest gynecologic meeting in the Asia-Pacific region. We serve as a platform for experts in minimally invasive gynecology to exchange and share experiences. The congress has been held annually since 2004 and launched its Laparoscopic Gynecologic Oncology Surgery & Hands-on Animal Workshop in 2006.

The 16th APAGE Annual Congress held last November in Beijing, China was a milestone success. It has been a rewarding challenge to improve this event. This year we can't wait to have our invited experts in robotic surgery, nerve sparing oncologic surgery, and natural orifice transluminal endoscopic surgery to demonstrate their latest research and development.

We would like to hereby extend our sincere welcome to you. We hope you will take this opportunity to renew friendships and establish new networking opportunities. During your stay, please ensure to take some time to explore the cultural and historical richness of Taipei and other parts of Taiwan.

With our best wishes,



Kung-Liahng, Wang, M.D.
Chairman of Scientific
Committee, TAMIG

Guang-Perng Yeh, M.D.
Chairman of Board of
Trustees, TAMIG

Jinghe Lang, M.D.
President Board of
Trustees, APAGE

Chyi-Long Lee, M.D., Ph.D.
Chairman of Board of
Trustees, APAGE

CONGRESS STRUCTURE

INTERNATIONAL COMMITTEE

Chyi-Long Lee (Taiwan) *Chairman of Board of Trustees*

Jinghe Lang (China) *President*

Guang-Perng Yeh (Taiwan) *President-Elect*

Sevellaraja Supermaniam (Malaysia) *Immediate Past President*

Keen Whye Lee (Singapore) *Treasurer*

Chih-Feng Yen (Taiwan) *General Secretary*

Founding Board Members

Chyi-Long Lee (Taiwan)

C.Y. Liu (USA)

Felix Wong (Australia)

Joo-Hyun Nam (Korea)

Keen Whye Lee (Singapore)

Pong-Mo Yuen (Hong Kong)

Prashant Mangeshikar (India)

Yasuyoshi Hayashi (Japan)

APAGE International Board

Jinghe Lang (China)

Enlan Xia (China)

Wilfred Wong (Hong Kong)

Wachyu Hadisaputra (Indonesia)

Toshiyuki Takeshita (Japan)

Wai-leng Fong (Macau)

Angela S. Aguilar (Philippines)

Guang-Perng Yeh (Taiwan)

Amphan Chalermchokcharoenkit (Thailand)

Zainul Rashid Mohd Razi (Malaysia)

ORGANIZING COMMITTEE

Honorary President

Yung-Kuei Soong (Taiwan) 宋永魁

Maw-Sheng Lee (Taiwan) 李茂盛

Hong-Nereng Ho (Taiwan) 何弘能

Head Consultant

Tai-Yuan Chiu (Taiwan) 邱泰源

Congress President

Guang-Perng Yeh (Taiwan) 葉光芃

Honorary Secretary General

Ming-Chao Huang (Taiwan) 黃閔照

Secretary General

Chien-Min Han (Taiwan) 韓健明

Advisory Committee

Tsung-Hsien Su (Taiwan) 蘇聰賢 *Chairman*

Chang-Sheng Yin (Taiwan) 尹長生

Sheng Chiang (Taiwan) 江盛

Mu-Hsien Yu (Taiwan) 余慕賢

Ming-Ming Chou (Taiwan) 周明明

Long-Yau Lin (Taiwan) 林隆堯

Ching-Yi Lin (Taiwan) 林靜宜

Kuo-Chang Wu (Taiwan) 武國璋

Yao-Ching Hung (Taiwan) 洪耀欽

Nai-Fang Tu (Taiwan) 屠乃芳

Tin-Chang Chang (Taiwan) 張廷彰

Tsung-Cheng Kuo (Taiwan) 郭宗正

Chien-Ming Chen (Taiwan) 陳建銘
Sih-Yuan Chen (Taiwan) 陳思源
Chi-An Chen (Taiwan) 陳祈安
Hui-Yi Chen (Taiwan) 陳慧毅
Tsung-Fu Chen (Taiwan) 陳聰富
Chih-Jen Tsen (Taiwan) 曾志仁
Chii-Ruey Tzeng (Taiwan) 曾啟瑞
Su-Cheng Huang (Taiwan) 黃思誠
Yu-Shih Yang (Taiwan) 楊友仕
Yu-Cheng Yang (Taiwan) 楊育正

Lian-Shung Yeh (Taiwan) 葉聯舜
Chien Chao (Taiwan) 趙堅
Fu-Chang Tsai (Taiwan) 蔡甫昌
Ming-Sian Cai (Taiwan) 蔡明賢
Eing-Mei Tsai (Taiwan) 蔡英美
Hong-De Cai (Taiwan) 蔡鴻德
Hung-Chih Hsiao (Taiwan) 蕭弘智
Sheng-Mou Hsiao (Taiwan) 蕭聖謀
Ching-Hung Hsieh (Taiwan) 謝卿宏
Tsang-Tang Hsieh (Taiwan) 謝燦堂

Scientific Committee

Kung-Liahng Wang (Taiwan) 王功亮 **Chairman**
Chih-Feng Yen (Taiwan) 顏志峰 **Vice Chairman**
Chi-Chang Chang (Taiwan) 張基昌 **Vice Chairman**

Abstract Review

Ming-Jer Chen (Taiwan) 陳明哲 **Chair**
Peng-Hui Wang (Taiwan) 王鵬惠

Gyn Oncology

Kuan-Gen Huang (Taiwan) 黃寬仁 **Chair**
Chih-Long Chang (Taiwan) 張志隆
Chiu-Chung Yuan (Taiwan) 袁九重
Hsing-Chih Chang (Taiwan) 張幸治
Wen-Shiung Liu (Taiwan) 劉文雄
Ya-Min Cheng (Taiwan) 鄭雅敏
Yu-Che Ou (Taiwan) 歐育哲

Reproductive Surgery

Yu-Ming Hu (Taiwan) 胡玉銘 **Chair**
Man-Jung Hung (Taiwan) 洪滿榮
Chin-Jung Wang (Taiwan) 王錦榮
Mou-Hong Sun (Taiwan) 孫茂榮
Heng-Lung Weng (Taiwan) 翁恆隆
Tsung-Hsuan Lai (Taiwan) 賴宗炫

Urogynecology

Kung-Hui Huang (Taiwan) 黃寬慧 **Chair**
Ching-Chung Liang (Taiwan) 梁景忠
Yeou-Lih Wang (Taiwan) 王有利
Hun-Shan Pan (Taiwan) 潘恆新
Chia-Hsu Lu (Taiwan) 盧佳序
Gin-Den Chen (Taiwan) 陳進典

Endometriosis

Meng-Hsing Wu (Taiwan) 吳孟興 **Chair**

Robotic Surgery

Hung-Cheng Lai (Taiwan) 賴鴻政 (**Chair**)
Tze-Chieh Chen (Taiwan) 陳子健
Chen-Jui Chen (Taiwan) 陳楨瑞

General Gynecology

Pao-Ling Torng (Taiwan) 童寶玲 **Chair**
Fei-Chi Chuang (Taiwan) 莊斐琪

HIFU Session

Cheng-Yu Long (Taiwan) 龍震宇 **Chair**

Hysteroscopy

Yu Chang (Taiwan) 張裕 **Chair**
 Ming-Hui Lin (Taiwan) 林明輝
 Yin-Yi Chang (Taiwan) 張穎宜

Single-Port Surgery

Yi-Jen Chen (Taiwan) 陳怡仁 **Chair**
 Chung-Hsien Sun (Taiwan) 孫仲賢

Perinatology

Shun-Chih Chang (Taiwan) 張舜治 (**Chair**)
 Jin-Chung Shih (Taiwan) 施景中
 Ming-Kuang Hsu (Taiwan) 徐明洸
 Jenn-Jeih Hsu (Taiwan) 徐振傑
 Ming-Yang Chang (Taiwan) 張明揚
 Chen-Yu Chen (Taiwan) 陳震宇
 Yao-Long Chang (Taiwan) 詹耀龍
 Po-Jen Cheng (Taiwan) 鄭博仁
 Sheng-Wen Shaw (Taiwan) 蕭勝文
 Ching-Hua Hsiao (Taiwan) 蕭慶華
 Ching-Chang Hsieh (Taiwan) 謝景璋
 Liang-Ming Lo (Taiwan) 羅良明

Pre-Congress Workshop Committee

Wu-Chou Lin (Taiwan) 林武周

Sponsorship & Exhibition Committee

Kung-Liahng Wang (Taiwan) 王功亮

Public Relations Committee

Fu-Tsai Kung (Taiwan) 龔福財

Publication Committee

Kuan-Hui Huang (Taiwan) 黃寬慧

Social Committee

Lim-Woh Koh (Taiwan) 丘林和

Deputy Secretary General

Dah-Ching Ding (Taiwan) 丁大清
 Kuang-Hung Fang (Taiwan) 方光泓
 Pei-Ju Wu (Taiwan) 吳珮如
 Kai-Yun Wu (Taiwan) 吳凱筠
 Nari Kay (Taiwan) 桂羅利
 Cheng-Chang Chang (Taiwan) 張正昌
 Kuan-Hao Tsui (Taiwan) 崔冠濠
 Kuo-Hu Chen (Taiwan) 陳國瑚
 Ching-Hui Chen (Taiwan) 陳菁徽
 Pei-Tin Yang (Taiwan) 楊珮音
 Peng-Sheng Yang (Taiwan) 楊鵬生
 Kok-Min Seow (Taiwan) 蕭國明

HOSTING SOCIETIES

The Asia-Pacific Association for Gynecologic Endoscopy and Minimally Invasive Therapy
Taiwan Association for Minimally Invasive Gynecology

MEMBER SOCIETY


Association of Obstetric & Gynecology Of Macau
<http://www.aogm.org.mo/>
Chinese Gynecologic Endoscopic Group
<http://www.china-obgyn.net/groups/01024166.html>
Indian Association of Gynecological Endoscopist
<http://www.iageonline.com/>
Indonesian Gynecological Endoscopy Society
<http://iges-indonesia.org/>
Japan Society of Gynecologic and Obstetric Endoscopy and Minimally Invasive Therapy
<http://www.jsgoe.jp/>
Obstetrical and Gynaecological Society of Malaysia
<http://www.ogsm.org.my/>
Thai Society of Gynaecologic Endoscopists
<http://www.psgefoundationinc.org/>
The Hong Kong Gynaecologic Endsocopy Society
<http://www.fmsmk.com.hk/>
The Korean Society of Gynecologic Endoscopy and Minimally Invasive Surgery
<http://www.ksgendo.or.kr/>
Philippine Society for Gynecologic Endoscopy
<http://www.psgefoundationinc.org/>

AFFILIATED SOCIETIES & INSTITUTION

American Association of Gynecologic Laparoscopists
European Society for Gynaecological Endoscopy
Gynaecologic Endoscopists & Minimally Invasive Surgeons of Singapore
Laser Medicine Education & Research Foundation
Taiwan Association of Obstetrics and Gynecology
Taiwan PeriOperative Registered Nurses Association
Taiwan Nurses Association
Taiwan Endometriosis Society
The International Society of Gynecological Endocrinology
Shanghai Medical Association Gynecology and Obstetrics Society

HOW TO BECOME AN APAGE MEMBER


Become an APAGE regular member to receive the latest knowledge of gynecologic endoscopy and minimally invasive therapy.



**Advance
Notifications**



**ASurg
Video Stream**



**GMIT
Journals**



**Latest
Knowledge**



**Workshop
Discount**

For more information on how to join and membership benefit, visit www.apagemit.com and become an APAGE member.



APAGE

FACULTY LIST

AUSTRALIA

Maher Peter J.
O'Shea Robert
Wong Felix

BELGIUM

Campo Rudi
Gordts Stephan

BRAZIL

Tsunoda Audrey Tieko

CAMBODIA

Korn Aun

CANADA

Tulandi Togas

CHINA

Chen Jie, 陈捷
Cheng Zhongping, 程忠平
Duan Hua, 段华
Feng Limin, 冯力民
Guo Sunwei, 郭孙伟
Huo Jianqing, 侯建青
Huang Xianghua, 黄向华
Kong Xianchao, 孔宪超
Lang Jinghe, 朗景和
Li Li, 李力
Li Yuqin, 李玉琴
Liu Xishi, 刘惜时
Lyu Xiuping, 吕秀萍
Sun Daiwei, 孙大为
Wang Gang, 王刚
Wang Xiaolei, 王平
Wang Yanguo, 王延国
Wang Ping, 王平
Yang Weihong, 杨伟红
Ye Hong, 叶虹
Zhang Yu, 张瑜
Zhu Tianyuan, 朱天垣
Zhu Lin, 朱琳

CYPRUS

Tanos Vasilios

EGYPT

Shawki Osama

FRANCE

Wattiez Arnaud

GERMANY

Tinneberg Hans-Rudolf
Köhler Christhardt

HONG KONG

Yuen Pong-Mo

INDIA

Mangeshikar Abhishek
Mangeshikar Prashant
Sankpal Rajendra

INDONESIA

Primariawan Relly Yanuari
Rachman Ichnandy Arief

ITALY

Bettocchi Stefano
Buda Alessandro

JAPAN

Andou Masaaki
Hada Tomonori
Hayashi Yasuyoshi
Kato Tomoyasu
Kitade Mari
Kusunoki Soshi
Liang Shan-Guang
Nasu Kaei

Ota Tsuyoshi
Ota Yoshiaki
Shiota Mitsuru
Takeda Satoru
Takeshita Toshiyuki
Tsutsumi Osamu

KENYA

Patel Yamal

MACAU

Fong Wai-leng

MALAYSIA

Ahmad Adlan Aizura Syafinaz
Khan Hanifullah
Mohd Razi Zainul Rashid
Supermaniam Sevellaraja

PAKISTAN

Zuberi Nadeem Faiyaz

PHILIPPINES

Aguilar Angela G. Sison
Benavides Doris
Chan Margaret Go
Chua Angelica Anne
Magno Angelito
Sicam Renee Vina Gavino

PORTUGAL

Casanova João

REPUBLIC OF SERBIA

Stefanovic Alexandar

ROMANIA

Suciu Nicolae

SINGAPORE

Chern Bernard
Kew Cynthia Chia-Yng
Khoo Chong Kiat
Lee Keen Whye
See Alexandriia
Siraj Shahul Hameed Mohamed
Wee-Stekly Wei-Wei

SOUTH AFRICA

Goolab Bhaskar
Setzen Raymond

SOUTH KOREA

Kim Tae-Joong
Kim Dae-Yeon
Moon Hye-Sung

SPAIN

Alonso Luis

SWEDEN

Brännström Mats

TAIWAN

Chang Chi-Chang, 張基昌
Chang Jong-Chou, 張榮州
Chang Ming-Yang, 張明揚
Chang Yao-Lung, 詹耀龍
Chang Ying-Yi 張穎宜
Chang Yu, 張裕
Chen Huey-Yi, 陳慧毅
Chen Ming-Jer, 陳明哲
Chen Yi-Jen, 陳怡仁
Chen Tze-Chien, 陳子健
Cheng Ya-Min, 鄭雅敏
Chiang Sheng, 江盛
Chuang Fei-Chi, 莊斐琪
Chuang Yi-Chen, 莊乙真
Ding Dah-Ching, 丁大清

Fang Chun-Neng, 方俊能
Han Chien-Min, 韓健明
Hsiao Sheng-Mou, 蕭聖謀
Hsieh Tsang-Tang, 謝燦堂
Hsu Chao-Chin, 許朝欽
Hsu Chun-Shuo, 許鈞碩
Huang Hong-Yuan, 黃泓淵
Huang Kuan-Gen, 黃寬仁
Huang Kuan-Hui, 黃寬慧
Huang Lee-Wen, 黃莉文
Huang Wen-Chen, 黃文貞
Kao Tien-Fu, 高添富
Koh Lim-Who, 丘林和
Kung Fu-Tsai, 龔福財
Kuo Hsin-Hong, 郭信宏
Lai Hung-Cheng, 賴鴻政
Lai Tsung-Hsuan, 賴宗炫
Lee Chyi-Long, 李奇龍
Liang Ching-Chung, 梁景忠
Liang So-Jung, 梁守蓉
Lin Hsin-Ying, 林欣穎
Lin Long-Yau, 林隆堯
Lin Shyr-Yeu, 林時羽
Lin Wu-Chou, 林武周
Lin Yi-Hao, 林益豪
Long Cheng-Yu, 龍震宇
Ou Yu-Che, 歐育哲
Rei Wen-May, 雷文玫
Shaw S.W. Steven, 蕭勝文
Shue Bor-Ching, 許博欽
Soong Yung-Kuei, 宋永魁
Su Hsuan, 蘇軒
Sun Chung-Hsien, 孫仲賢
Torng Pao-Ling, 童寶玲
Tsai Daniel Fu-Chang, 蔡甫昌
Tsai Eing-Mei, 蔡英美
Tsai Yung-Chieh, 蔡永杰
Tzeng Chii-Ruey, 曾啟瑞
Wang Chia-Woei, 王家瑋
Wang Kung-Liahng, 王功亮
Wang Peng-Hui, 王鵬惠
Wang Yeou-Lih, 王有利
Wang Yu-Chi, 王毓淇
Weng Sung-Long, 翁順隆
Wu Hsien-Ming, 吳憲銘
Wu Kai-Yun, 吳凱筠
Wu Meng-Hsing, 吳孟興
Wu Ming-Ping, 吳銘斌
Wu Pei-Ju, 吳佩如

Wu Wen-Yih, 吳文毅
Yeh Guang-Perng, 葉光茆
Yen Chih-Feng, 顏志峰
Yen Men-Luh, 嚴孟祿
Ying Tsung-He, 應宗和

THAILAND

Chalermchokcharoenkit Amphan
Lekskul Navamol
Jarruwale Phanida
Khemarangsarn Veerapol
Sripahol Pinnaparn
Supakarapongkul Wisit
Thepsuwan Jongrak
Yantapant Aranya

THE NETHERLANDS

Emanuel Mark H.

TURKEY

Sendag Fatih

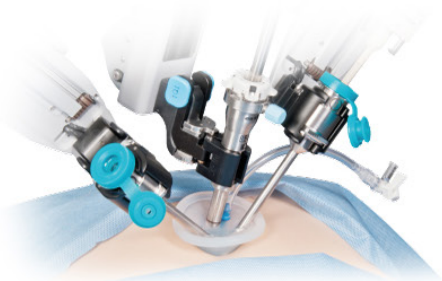
UNITED ARAB EMIRATES

Devassy Rajesh

USA

Feuer Gerald
Guan Xiaoming
Lee Ted
Lim Peter C.
Liu C.Y.
Loffer Franklin D.

da Vinci Surgery
Less invasive • More precise • Faster recovery



da Vinci® Single-Site® Surgery **A Virtually Scarless Procedure**

Patients who choose da Vinci Single-Site Surgery experience virtually scarless results, similar to single incision traditional laparoscopy.

**As a result of da Vinci technology,
da Vinci Single-Site Surgery offers the
following potential benefits:**

- ◆ Low blood loss
- ◆ Low rate of converting to traditional laparoscopy and open surgery
- ◆ Low rate of complications
- ◆ Short hospital stay
- ◆ Small incision for virtually scarless results



台灣總代理：

 **UNISON SURGICALS**
信文達股份有限公司

FRIDAY, 4TH NOVEMBER 2016

| Room | 102 (1st Floor) | 103 (1st Floor) | 105 (1st Floor) | 201A (2nd Floor) |
|-------|---|--------------------|---------------------------|---|
| 08:30 | Cross-Strait Forum 1 | APAGE Fellow 1 | PG Workshop: Hysteroscopy | PG Workshop: Tumor Evaluation & Retrieval |
| i | → Page 20 | → Page 22 | → Page 23 | → Page 24 |
| 10:00 | Break (Exhibition Area) | | | |
| 10:30 | Cross-Strait Forum 2 | APAGE Fellow 2 | PG Workshop: Hysteroscopy | PG Workshop: Tumor Evaluation & Retrieval |
| i | → Page 20 | → Page 22 | → Page 23 | → Page 24 |
| 12:00 | Lunch Break (Room 101, Exhibition Area) / Lunch Symposium (4F VIP Room) | | | |
| 13:30 | Cross-Strait Forum 3 | - | PG Workshop: Hysteroscopy | PG Workshop: Tumor Evaluation & Retrieval |
| i | → Page 21 | | → Page 23 | → Page 25 |
| 14:30 | Break (Exhibition Area) | | | |
| 15:30 | - | - | - | Opening Ceremony |
| i | | | | → Page 28 |
| 16:00 | - | - | - | APAGE President Address |
| i | | | | → Page 29 |
| 16:30 | - | - | - | Congress President Address |
| i | | | | → Page 29 |
| 17:00 | - | - | - | Keynote 1 |
| i | | | | → Page 29 |
| 17:30 | Welcome Reception (Banquet Hall, 3F) | | | |
| 18:30 | Presidential Dinner (TWTC Club, 33F) By Invitation Only | | | |

- Keynote Lectures (Invited Speech)
- Forums, Symposium, Sessions (Invited Speech)
- Cross-Strait Forums (Invited Chinese Speech)

PROGRAM OVERVIEW

| | 201BC (2nd Floor) | 201DE (2nd Floor) | 201F (2nd Floor) | North Lounge (3rd Floor) |
|--|---|-----------------------|------------------------|-----------------------------|
| | - | PG Workshop: NOTES | PG Workshop: Suture | Urogynecology Fourm 1 |
| | | → Page 25 | → Page 26 | → Page 27 |
| | Break (Exhibition Area) | | | |
| | - | PG Workshop: NOTES | PG Workshop: Suture | Urogynecology Fourm 2 |
| | | → Page 26 | → Page 27 | → Page 28 |
| | Lunch Break (Room 101, Exhibition Area) / Lunch Symposium (4F VIP Room) | | | |
| | - | PG Workshop: NOTES | PG Workshop: Suture | Urogynecology Fourm 3 |
| | | → Page 26 | → Page 27 | → Page 28 |
| | Break (Exhibition Area) | | | |
| | Opening Ceremony | | | - |
| | → Page 28 | | | |
| | APAGE President Address | | | - |
| | → Page 29 | | | |
| | Congress President Address | | | - |
| | → Page 29 | | | |
| | Keynote 1 | | | - |
| | → Page 29 | | | |
| | Welcome Reception (Banquet Hall, 3F) | | | |
| | Presidential Dinner (TWTC Club, 33F) By Invitation Only | | | |

- Postgraduate Workshops
- APAGE Fellow, Oral Presentations, Video Session, Young APAGE Group
- Miscellaneous

Room **102** (1st Floor)

08:30

10:00

Cross-Strait Forum 1/ 海峽兩岸婦科微創高峰論壇 1

Chair: Ying-Yi Chang (Taiwan), TBD

08:30 **Tips and tricks in hysteroscopic myomectomy** (宮腔鏡下肌瘤電切的技巧)
Limin Feng/ 馮力民 (China)

08:45 **Safety and efficacy in operative hysteroscopy for a big type II submucous myom** (大於 5cm II 型子宮粘膜下肌瘤宮腔鏡成功手術的安全性研究)
Xiaolei Wang/ 王曉雷 (China)

09:10 **Hysteroscopic myomectomy-how to protect endometrium**
(宮腔鏡子宮肌瘤切除：如何保護子宮內膜)
Hua Duan/ 段華 (China)

09:15 **The applied research and generalization ideas of fast track surgery in the area of hysteroscopy surgery**
(快速康復技術在婦科宮腔鏡領域的應用研究及推廣思路)
Tianyuan Zhu/ 朱天垣 (China)

09:30 **Robot-assisted tubal reanastomosis: Initial experience in Cathay General Hospital** (機器手臂輔助腹腔鏡輸卵管再接通手術：國泰綜合醫院之經驗分享)
Tsung-Hsuan Lai/ 賴宗炫 (Taiwan)

10:00 Coffee Break and Exhibition Visit (101, 1st Floor)

Room **102** (1st Floor)

10:30

12:00

Cross-Strait Forum 2/ 海峽兩岸婦科微創高峰論壇 2

Chair: Lim-Who Koh (Taiwan), TBD

10:30 **Application of minimally invasive surgery in pelvic inflammatory disease**
(微創手術在盆腔炎症性疾病診治中的應用)
Yu Zhang/ 張瑜 (China)

10:50 **The surgical treatment of abnormal situation in gynecologic laparoscopic surgery** (婦科腹腔鏡手術異常狀況的外科處理)
Jie Chen/ 陳捷 (China)

11:10 **Laparoendoscopic single-site surgery in China** (單孔腹腔鏡之進展在中國)
Dai Sun/ 孫大為 (China)

11:30 **Laparoscopic uterine artery occlusion to treat symptomatic uterine myomas: clinical applications and basic research**
(腹腔鏡子宮動脈阻斷治療子宮肌瘤：臨床應用與基礎研究)
Weihong Yang/ 楊偉紅 (China)

12:00 Lunch (101, 1st Floor) and Lunch Symposium 1 (VIP Room, 4th Floor)

Room **102** (1st Floor)

13:00

-

14:30

Cross-Strait Forum 3/ 海峽兩岸婦科微創高峰論壇 3

Chair: TBD

13:00 **A comparison of 2D-, 3D- and robotic-assisted laparoscopic radical hysterectomy for early-stage cervical cancer: A single surgeon's experience**
(早期子宮頸癌之機器手臂腹腔鏡根除性子宮切除 2D 與 3D 的比較：單一醫師的經驗)
Xishi Liu/ 劉惜時 (China)

13:15 **The application of robotic surgery in gynecologic disease**
(機器人手術在婦產科疾病的運用)
Yu-Chi Wang / 王毓淇 (Taiwan)

13:30 **Value of laparoscopic retroperitoneal para-aortic lymph node dissection in the diagnosis and treatment of advanced cervical**
(腹腔鏡下腹膜後腹主動脈旁淋巴結清掃在診治中晚期宮頸癌中的價值)
Li Li/ 李力 (China)

13:45 **Nerve-sparing in laparoscopic intrafascial hysterectomy**
(保留神經的腹腔鏡下間質內全子宮切除術)
Xianchao Kong/ 孔憲超 (China)

14:00 **The role of laparoscopic surgery to manage to recurrent ovarian cancer**
(腹腔鏡手術在復發性卵巢癌中的臨床應用)
Zhongping Cheng/ 程忠平 (China)

14:30 Coffee Break and Exhibition Visit (101, 1st Floor)

Room **103** (1st Floor)

08:30

10:00

APAGE Fellow 1

Chair: Kuan-Gen Huang (Taiwan), Tsuyoshi Ota (Japan)

08:30 **Laparoscopic uterine artery ligation for symptomatic uterus**
Jongrak Thepsuwan (Thailand)

08:50 **Controversial issues and surgical techniques on laparoscopic management of ovarian cancer**
Angelito Magno (Philippines)

09:10 **Ovarian preservation in endometrial cancer**
Renee Vina Gavino Sicam (Philippines)

09:30 **Ureteral endometriosis: A review**
Margaret Go Chan (Philippines)

10:00 Coffee Break and Exhibition Visit (101, 1st Floor)

Room **103** (1st Floor)

10:30

12:00

APAGE Fellow 2

Chair: Kuan-Gen Huang (Taiwan), Veerapol Khemarangsarn (Thailand)

10:30 **How to identify uterine artery**
Pinnaparng Sripahol (Thailand)

10:50 **Sentinel lymph nodes in endometrial cancer**
João Casanova (Portugal)

11:10 **Cesarean section scar pregnancy**
Angelica Chua (Philippines)

11:30 **The basis of minimal invasive surgery**
Soshi Kusunoki (Japan)

12:00 Lunch (101, 1st Floor) and Lunch Symposium 1 (VIP Room, 4th Floor)

Room **103** (1st Floor)

08:30 - 14:30 **Postgraduate Workshop: Hysteroscopy
(Medtronic TRUCLEAR)**

Chair: Mark H. Emanuel (The Netherlands), Chien-Min Han (Taiwan)

Moderators: TBD

[Lecture Section]

09:00 **Opening remark**

09:10 **Hysteroscopic myomectomy, what is limitation?**
Nari Kay (Taiwan)

09:30 **Discussion**

09:40 **Monopolar vs Bipolar resectoscopy, Pros and cons**
Yi-Jen Chen (Taiwan)

10:00 Coffee Break and Exhibition Visit (101, 1st Floor)

10:30 **Is endometrial polyp and intrauterine synechiae truly unrelated to infertility?**
Ming-Jer Chen (Taiwan)

10:50 **Discussion**

10:55 **Prevention and management of complications in operative hysteroscopy**
Pei-Ju Wu (Taiwan)

11:15 **Discussion**

11:20 **Hysteroscopic Shaver (Tissue removal system)**
Mark H. Emanuel (The Netherlands)

11:50 **Discussion**

12:00 Lunch (101, 1st Floor) and Lunch Symposium 1 (VIP Room, 4th Floor)

[Hands-on Section]

13:00 - 14:30 **Hands-on Hysteroscopic Shaver in Pig model**

Station A. Dry Lab Truclear simulators x 3 Tutors

Station B. Wet Lab : Artificial womb with Truclear 8mm [3 sets]

Station C. Round table discussion [Meet the inventor/expert]: Mark H. Emanuel

Room **201A** (2nd Floor)

08:30 - 14:30 **Postgraduate Workshop: Preoperative Evaluation and Tissue Retrieval**

Chair: Bernard Chern (Singapore), Chih-Feng Yen (Taiwan)

08:30 **Morcellation Concerns and Preventing the Spread of Unexpected Malignancies**
Bernard Chern (Singapore)

[Session 1] Lectures

Moderator: Bernard Chern (Singapore), Sevellarja Supermaniam (Malaysia), Amphan Chalermchokcharoenkit (Thailand)

08:45 **Routes and Techniques of Laparoscopic Tissue Extraction**
Ichnandy Arief Rachman (Indonesia)

09:15 **Determining the risk of malignancy: Adenexal masses**
Navamol Lekskul (Thailand)

09:45 **Determining the risk of malignancy: Uterine tumours**
Pong-Mo Yuen (Hong Kong)

10:15 Coffee Break and Exhibition Visit (101, 1st Floor)

[Session 2] Case Based Discussions: Techniques of Laparoscopic Tissue Extraction

Moderator: Chong Kiat Khoo (Singapore), Cynthia Kew (Singapore)
Pong-Mo Yuen (Hong Kong)

10:30 **Trocar-site metastasis and diffuse peritoneal dissemination: Possible mechanisms and strategies of prevention**
Chih-Feng Yen (Taiwan)

11:00 **Case Presentation, Video Presentation, Case Discussion (Adenexal)**
Yu-Che Ou (Taiwan)

11:20 **Case Presentation, Video Presentation, Case Discussion (Uterine)**
Pao-Ling Torng (Taiwan)

11:40 **Case Presentations, Medico-Legal Discussion**
Xiaoming Guan (USA)

12:00 Lunch (101, 1st Floor) and Lunch Symposium 1 (VIP Room, 4th Floor)

[Session 3] Dry Lab: Contained Morcellation

Moderator: Angela Aguilar (Philippines), Chih-Feng Yen (Taiwan)

- 13:00 **Introduction**
Alexandriia See (Singapore)
- 13:10 **Video demonstration of More-Cell-Safe System**
Bernard Chern (Singapore)
- 13:20 **Video demonstration of MorSafe System**
Sevellarja Supermaniam (Malaysia)
- 13:30 **Video demonstration of manual port site morcellation (Alexis Endobag)**
Yu Chang (Taiwan)

Dry Lab Stations: Hands-On

- 13:40 **Station 1: More-Cell Safe System**
Alexandriia See (Singapore)
- 14:30 **Station 2: MorSafe System**
Wei-Wei Wee-Stekly (Singapore), Shahul Hameed Mohamed Siraj (Singapore)
- Station 3: Alexis Endobag Bag and Wound Retractor**
Yu Chang (Taiwan)

Room **201DE** (2nd Floor)

08:30 **Postgraduate Workshop: NOTES Hands-On**
14:30 **Workshop**

Course Director: Chyi-Long Lee (Taiwan), Kai-Yun Wu (Taiwan)

- 08:30 **Introduction**
Chyi-Long Lee (Taiwan)
- 08:40 **Evolution in Gynecologic Surgery**
TBD
- 09:00 **Instrumentation, set-up, and electrosurgery in NOTES**
Chyi-Long Lee (Taiwan)
- 09:30 **Anatomy in NOTES**
Chyi-Long Lee (Taiwan)
- 10:00 Coffee Break and Exhibition Visit (101, 1st Floor)

- 10:20 **NOTES hysterectomy-step by step**
Nari Kay (Taiwan)
- 10:50 **Leaming Curve in NOTES**
Chin-Jung Wang (Taiwan)
- 11:20 **Difficult cases in NOTES hysterectomy**
Kai-Yun Wu (Taiwan)
- 11:50 **Discussion**

12:00 Lunch (101, 1st Floor) and Lunch Symposium 1 (VIP Room, 4th Floor)

- 13:00 - **Hands-on workshop in LESS and NOTES**
- 14:30

Room **201F** (2nd Floor)

08:30 - **Postgraduate Workshop: Suture Technique Workshop**

14:30

- Chair: Bhaskar Goolab (South Africa)
- Co-Chair: Wu-Chou Lin (Taiwan), Prashant Mangeshikar (India),
Tae-Joong Kim (South Korea)
- Tutor: Prashant Mangeshikar (India), Tomonori Hada (Japan),
Yoshiaki Ota(Japan), Abhishek Mangeshikar (India),
Hsin-Hong Kuo (Taiwan)
- 08:30 **Open Remark**

Basic Technique Part 1

- 08:40 ■ Suture ergonomic
 ■ Needle entry
 ■ Dexterity training
 ■ Knotting boot camp

Basic Technique Part 2

- 09:20 ■ Mounting the Needle
 ■ Intra-Corporeal Suture Detail (Test/Competition)
- 10:00 Coffee Break and Exhibition Visit (101, 1st Floor)

Advanced Technique Part 1

- 10:10 ■ Mastering the Slipknot
 ■ Instrument Free Extra-Corporeal Knot
 ■ Running Continuous Suture

Advanced Technique Part 2

- 11:00 ■ Greek Line Time
 ■ Single-Site Suture Time

11:50 Lunch (101, 1st Floor) and Lunch Symposium 1 (VIP Room, 4th Floor)

12:40 Test/Competition

13:00 -
 Wet Lab

14:30

Room **NORTH LOUNGE** (3rd Floor)

08:30
 -
 10:00 **Urogynecology Forum 1**

Chair: So-Jung Liang (Taiwan), TBD

08:30 **Pre-operative assessments of female stress urinary incontinence**
 Hsin-Ying Lin (Taiwan)

09:00 **Recently advance in surgical treatment of female stress urinary incontinence**
 Wen-Yih Wu (Taiwan)

09:30 **Management of recurrent SUI and mixed urinary incontinence.**
 Ming-Ping Wu (Taiwan)

10:00 Coffee Break and Exhibition Visit (101, 1st Floor)

Room **NORTH LOUNGE** (3rd Floor)

10:30
-
12:00 **Urogynecology Forum 2**

Chair: TBD

10:30 **Conservative treatment of SUI and POP**
Yi-Hao Lin (Taiwan)

11:00 **Transvaginal treatment of pelvic organ prolapse**
Fei-Chi Chuang (Taiwan)

11:30 **Laparoscopic/robotic sacrocolpopexy/sacrohysteropexy for uterine prolapse**
Kuan-Hui Huang (Taiwan)

12:00 Lunch (101, 1st Floor) and Lunch Symposium 1 (VIP Room, 4th Floor)

Room **NORTH LOUNGE** (3rd Floor)

13:00
-
14:30 **Urogynecology Forum 3**

Chair: Wen-Chen Huang (Taiwan), TBD

13:00 **Prevention and management of complications in pelvic reconstructive surgery**
Chun-Shuo Hsu (Taiwan)

13:30 **Evaluation of pelvic organ prolapse and conservative treatment**
Sheng-Mou Hsiao (Taiwan)

14:00 **Pharmacologic treatment of overactive bladder**
San-Nung Chen (Taiwan)

14:30 Coffee Break and Exhibition Visit (101, 1st Floor)

Room **201** (2nd Floor)

15:30
-
16:00 **Opening Ceremony**

Room **201** (2nd Floor)

16:00
-
16:30

President Address

Chair: TBD

16:00 **The gross of surgeon**
Jinghe Lang (China)

Room **201** (2nd Floor)

16:30
-
17:00

Congress President Address

Chair: Tsung-Hsien Su (Taiwan)

17:00 **Should we be concerned about surgical smoke in the operating room?**
Guang-Perng Yeh (Taiwan)

Room **201** (2nd Floor)

17:00
-
17:30

Keynote Lecture 1

Chair: TBD

10:30 **The History and introduction of hysteroscopic morcellation; Evolution or revolution?**
Mark H. Emanuel (The Netherlands)

Venue **BANQUET HALL** (3rd Floor)

17:30
-
18:30

Welcome Reception

Venue **TAIPEI WORLD TRADE CENTER CLUB** (33rd Floor)

18:30
-
20:30

Presidential Dinner (By Invitation Only)

SATURDAY, 5TH NOVEMBER 2016

| Room | 102 (1st Floor) | 103 (1st Floor) | 105 (1st Floor) | 201A (2nd Floor) | |
|-------|---|--|------------------------------|--------------------------------|--|
| 08:30 | | | | | |
| i | - | - | - | - | |
| 09:00 | | | | | |
| i | - | - | - | - | |
| 09:30 | | | | | |
| i | - | - | - | - | |
| 10:00 | Break (Exhibition Area) | | | | |
| 10:30 | | | | | |
| i | - | - | - | - | |
| 11:00 | | | | | |
| i | - | - | - | - | |
| 11:30 | | | | | |
| i | - | - | - | - | |
| 12:00 | Lunch Break (Room 101 Exhibition Area) / Lunch Symposium (3F Banquet Hall & 4F VIP Room) | | | | |
| 13:00 | Cross-Strait Forum 4 | Symposium 1: Morcellation | Symposium 5: Hysterectomy | Symposium 7: General/Benign | |
| i | → Page 35 | → Page 36 | → Page 38 | → Page 40 | |
| 14:00 | Cross-Strait Forum 5 | Symposium 2: Hysteroscopy & LESS/NOTES | Symposium 6: Urology | Symposium 8: General/Benign | |
| i | → Page 35 | → Page 37 | → Page 38 | → Page 41 | |
| 15:00 | Break (Exhibition Area) | | | | |
| 15:30 | Endometriosis Session | Symposium 3: Hysteroscopy & LESS/NOTES | Young APAGE Group 1 | Symposium9: General/Benign | |
| i | → Page 36 | → Page 37 | → Page 39 | → Page 41 | |
| 16:30 | Endometriosis Session | Symposium 4: Obstetrics | Young APAGE Group 2 | Symposium 10: Oncology | |
| i | → Page 36 | → Page 37 | → Page 40 | → Page 42 | |
| 17:30 | Transportation Service available at the Lobby | | | | |
| 18:30 | Gala Dinner (Taipei Marriott Hotel) Pre-registration Required | | | | |

- Keynote Lectures (Invited Speech)
- Forums, Symposium, Sessions (Invited Speech)
- Cross-Strait Forums (Invited Chinese Speech)

PROGRAM OVERVIEW

| | | | |
|--|---|----------------------------------|--|
| | 201BC (2nd Floor) | 201DE (2nd Floor) | 201F (2nd Floor) |
| | Keynote 2 | Keynote 6 | Fluorescence Imaging Course (Organized by KARL STORZ Endoscopy Japan) |
| | → Page 32 | → Page 33 | |
| | Keynote 3 | Keynote 7 | |
| | | → Page 33 | |
| | → Page 32 | Keynote 8 | |
| | | → Page 33 | |
| | Break (Exhibition Area) | | |
| | Keynote 4 | Keynote 9 | Fluorescence Imaging Course (Organized by KARL STORZ Endoscopy Japan) |
| | | → Page 33 | |
| | | Keynote 10 | |
| | → Page 32 | → Page 34 | |
| | Keynote 5 | Keynote 11 | |
| | → Page 32 | → Page 34 | |
| | Lunch Break (Room 101 Exhibition Area) / Lunch Symposium (3F Banquet Hall & 4F VIP Room) | | |
| | Symposium 11: Endometriosis | Symposium 13: Robotic Surgery | Symposium 17: General/Benign |
| | → Page 42 | → Page 44 | → Page 45 |
| | Symposium 12: Endometriosis | Symposium 14: Robotic Surgery | PG Workshop: Hysteroscopy (Organized by KARL STORZ) |
| | → Page 43 | → Page 44 | → Page 46 |
| | Break (Exhibition Area) | | |
| | Medical Law & Ethics Forum | Symposium 15: Robotic Surgery | PG Workshop: Hysteroscopy (Organized by KARL STORZ) |
| | | → Page 44 | |
| | | Symposium 16: Myoma | |
| | → Page 43 | → Page 45 | → Page 46 |
| | Transportation Service available at the Lobby | | |
| | Gala Dinner (Taipei Marriott Hotel) Pre-registration Required | | |

- Postgraduate Workshops
- APAGE Fellow, Oral Presentations, Video Session, Young APAGE Group
- Miscellaneous

Room **201BC** (2nd Floor)

08:30
-
09:00 **Keynote Lecture 2**

Chair: Tsang-Tang Hsieh (Taiwan), Chii-Ruey Tzeng (Taiwan)

08:30 **Is natural orifice transvaginal endoscopy surgery (NOTES) in gynecology feasible?**
Chyi-Long Lee (Taiwan)

Room **201BC** (2nd Floor)

09:00
-
10:00 **Keynote Lecture 3**

Chair: Tsang-Tang Hsieh (Taiwan), Chii-Ruey Tzeng (Taiwan)

09:00 **Surgical technique at live donor human uterus transplantation**
Mats Brännström (Sweden)

10:00 Coffee Break and Exhibition Visit (101, 1st Floor)

Room **201BC** (2nd Floor)

10:30
-
11:30 **Keynote Lecture 4**

Chair: TBD

10:30 **Human uterus transplantation with live births and the future**
Mats Brännström (Sweden)

Room **201BC** (2nd Floor)

11:30
-
12:00 **Keynote Lecture 5**

Chair: TBD

11:30 **Recent advances in lower limb lymphedema**
Ming-Huei Cheng (Taiwan)

12:00 Lunch (101, 1st Floor) / Lunch Symposium 2 (Banquet Hall, 3rd Floor) and Lunch Symposium 3 (VIP Room, 4th Floor)

Room **201DE** (2nd Floor)

08:30
-
09:00

Keynote Lecture 6

Chair: TBD

08:30 **Principles of laparoscopic vaginal apical suspension**
C.Y. Liu (USA)

Room **201DE** (2nd Floor)

09:00
-
09:30

Keynote Lecture 7

Chair: TBD

09:00 **ART and uterine pathology: The role of endoscopic surgery**
Yung-Kuei Soong (Taiwan)

Room **201DE** (2nd Floor)

09:30
-
10:00

Keynote Lecture 8

Chair: TBD

09:30 **Sentinel lymph node mapping application for the management of early stage cervical and endometrial cancer**
Alessandro Buda (Italy)

10:00 Coffee Break and Exhibition Visit (101, 1st Floor)

Room **201DE** (2nd Floor)

10:30
-
11:00

Keynote Lecture 9

Chair: Fu-Tsai Kung (Taiwan), Chi-Chang Chang (Taiwan)

10:30 **Revolution in endoscopy "The diploma of minimal invasive gynaecological Surgeon"**
Rudi Campo (Belgium)

Room **201DE** (2nd Floor)

11:00
-
11:30
Keynote Lecture 10

Chair: Fu-Tsai Kung (Taiwan), Chi-Chang Chang (Taiwan)

11:00 **TBD**

Room **201DE** (2nd Floor)

11:30
-
12:00
Keynote Lecture 11

Chair: Fu-Tsai Kung (Taiwan), Chi-Chang Chang (Taiwan)

11:30 **The difference between using a da vince xi and si surgical robots in paraaortic lymphadenectomy**
Peter C. Lim (USA)

12:00 Lunch (101, 1st Floor) / Lunch Symposium 2 (Banquet Hall, 3rd Floor) and Lunch Symposium 3 (VIP Room, 4th Floor)

5th NOVEMBER 2016
SATURDAY

HERADERM® 赫麗敷

手術敷料

北衛器廣字第 10502011 號
衛署醫器製造字第 003125 號



術後換藥新選擇

1 吸收滲液

2 防水透氣

3 舒適服貼

4 方便使用



Room **102** (1st Floor)

13:00

-

Cross-Strait Forum 4/ 海峽兩岸婦科微創高峰論壇 4

14:00

Chair: Yeou-Lih Wang (Taiwan), Huey-Yi Chen (Taiwan)

13:00

Outcomes of laparoscopic sacrocolpopexy for pelvic organ prolapse
(腹腔鏡骶骨固定術治療盆腔器官脫垂臨床療效分析)

Lin Zhu/ 朱琳 (China)

13:20

Laparoscopic vesicovaginal fistula repair (腹腔鏡下膀胱陰道瘻管修補)

Yueqin Li/ 李玉琴 (China)

13:40

Upper abdominal laparoscopic surgery for ovarian cancer: surgical techniques and challenges
(腹腔鏡下卵巢癌上腹部手術技巧及相關問題)

Jianqing Hou/ 侯建青

Room **102** (1st Floor)

14:00

-

Cross-Strait Forum 5/ 海峽兩岸婦科微創高峰論壇 5

15:00

Chair: Eing-Mei Tsai (Taiwan), TBD

14:00

The medical treatment of adenomyosis: Why is It so hard?

(子宮肌腺症與藥物治療：為何如此艱難)

Sunwei Guo/ 郭孫偉 (China)

14:20

Application of high intensity focused ultrasound(HIFU) in adenomyosis (海扶技術在子宮腺肌病治療中的應用)

Xiuping Lyu/ 呂秀萍 (China)

14:40

The diagnostic option of Infertility due to pelvic cavity factor

(盆腔因素性不孕症的診治選擇)

Yanguo Wang/ 王延國 (China)

15:00

Coffee Break and Exhibition Visit (101, 1st Floor)

Room **102** (1st Floor)

15:30
-
16:30

Endometriosis Session

Chair: Chih-Feng Yen (Taiwan), Chao-Chin Hsu (Taiwan)

15:30 **Efficacy and safety of laparoscopic surgery for pelvic endometriosis**
Mari Kitade (Japan)

16:00 **Current practice and challenges in treating endometriosis**
Hsien-Ming Wu (Taiwan)

16:30
-
17:30

Endometriosis Session

Chair: Peng-Hui Wang (Taiwan), Shyr-Yeu Lin (Taiwan)

16:30 **Basic research on endometriosis**
Kaei Nasu (Japan)

17:00 **Hormone replacement therapy in women with past history of endometriosis**
Yung-Chieh Tsai (Taiwan)

Room **103** (1st Floor)

13:00
-
14:00

Symposium 1: Morcellation

Chair: Togas Tulandi (Canada), Tsung-He Ying (Taiwan),
Chih-Feng Yen (Taiwan)

13:00 **Non-malignant sequelae of unconfined morcellation at laparoscopic hysterectomy or myomectomy**
Togas Tulandi (Canada)

13:20 **Techniques of contained morcellation of LM**
Bernard Chern (Singapore)

13:40 **Morcellation has tipped the balance of laparoscopic subtotal hysterectomy vs total hysterectomy**
Keen Whye Lee (Singapore)

14:00

-

15:00

Symposium 2: Hysteroscopy & LESS/NOTES

Chair: Chong Kiat Khoo (Singapore), TBD, Cheng-Yu Long (Taiwan)

14:00 **State of the art in office hysteroscopy**

Stefano Bettocchi (Italy)

14:20 **Limitation of hysteroscopic myomectomy**

Yasuyoshi Hayashi (Japan)

14:40 **Single incision laparoscopic surgery-steps to mastery**

Chong Kiat Khoo (Singapore)

15:00 Coffee Break and Exhibition Visit (101, 1st Floor)

Room **103** (1st Floor)

15:30

-

16:30

Symposium 3: Hysteroscopy & LESS/NOTES

Chair: Osama Shawki (Egypt), Sheng-Mou Hsiao (Taiwan), TBD

15:30 **Hysteroscopy: From evolution to revolution**

Osama Shawki (Egypt)

15:50 **Hysteroscopic management of cesarean scar defect**

Luis Alonso (Spain)

16:10 **Single port hysterectomy: Robot vs laparoscopy**

Fatih Sendag (Turkey)

Room **103** (1st Floor)

16:30

-

17:30

Symposium 4: Obstetrics

Chair: Mitsuru Shiota (Japan), TBD, TBD

16:30 **Pregnancy after laparoscopic myomectomy**

Mitsuru Shiota (Japan)

16:50 **Laparoscopic surgery during pregnancy**

Yi-Jen Chen (Taiwan)

17:10 **Ovarian tumor in pregnancy**

Chang-Ching Yeh (Taiwan)

Room **105** (1st Floor)

13:00
-
14:00

Symposium 5: Hysterectomy

Chair: Prashant Mangeshkar (India), Sung-Long Weng (Taiwan), Yi-Jen Chen, (Taiwan)

- 13:00 **Laparoscopic hysterectomy for large uterus: Technical minute**
Rajendra Sankpal (India)
- 13:20 **Total laparoscopic hysterectomy in patients with previous caesarean section: Tips and tricks**
Prashant Mangeshkar (India)
- 13:40 **How to prevent vaginal vault dehiscence in TLH**
Amphan Chalermchokchorenkit (Thailand)

Room **105** (1st Floor)

14:00
-
15:00

Symposium 6: Urology

- Chair: Rajesh Devassy (United Arab Emirates), Ching-Chung Liang (Taiwan), TBD
- 14:00 **Reconstructive laparoscopic prolapse surgery to avoid vaginal mesh erosions**
Rajesh Devassy (United Arab Emirates)
- 14:20 **Laparoscopic approach to anterior compartment prolapse-current state of play**
Robert O'Shea (Australia)
- 14:40 **Laparoscopic gynecology surgery**
Aun Korn (Cambodia)
- 15:00 Coffee Break and Exhibition Visit (101, 1st Floor)

Room **105** (1st Floor)

15:30

-

16:30

YAG (Young APAGE Group) 1

- Chair: Chong Kiat Khoo (Singapore),
Ichnandy Arief Rachman (Indonesia)
- 15:30 **Single port surgery –only using 2 ports-**
Masaaki Andou, Yoshiaki Ota, Keiko Ebisawa, Tomonori Hada (Japan)
- 15:38 **Technique and feasibility in notes hysterectomy for virgin woman**
Supansa Romyen (Thailand)
- 15:46 **Simplified technique for cornu reanastomosis**
Jutatip Sinyodyeam (Thailand)
- 15:54 **Reverse laparoscopic-assisted vaginal hysterectomy**
Korapin Rudtanasudjatum (Thailand)
- 16:02 **The great successful of NOTES myomectomy**
Wanchat Komon (Thailand)
- 16:10 **A new approach to the laparoscopic management of interstitial ectopic pregnancy**
Abhishek Mangeshkar (India)
- 16:18 **Gas and gasless single incision laparoscopy surgery for large ovarian cyst in pregnancy**
Edward Muljadi, Binarwan Halim, Henry Salim Siregar, Muhammad Fidel Ganis Siregar, Delfi Lutan (Indonesia)

Room **105** (1st Floor)

16:30
-
17:30

YAG (Young APAGE Group) 2

Chair: Hsuan Su (Taiwan), Veerapol Khemarangsarn (Thailand)

16:30 **Total laparoscopic hysterectomy with low anterior resection for deep infiltrating pelvic endometriosis with rectal involvement**
Angelito Magno (Philippines)

16:38 **Laparoscopy metroplasty of unicornuate uterus with non- communicating rudimentary horn**
Chih-Feng Yen (Taiwan), Andry Lo (Indonesia)

16:46 **Feasibility of hysteroscopic resection on endometrial stromal sarcoma (ESS): Conservative management, 5 years follow up**
Ploytip Siriarporn (Thailand)

16:54 **Outcomes of total laparoscopic radical trachelectomy**
Keiko Ebisawa (Japan)

17:02 **Laparoscopic para-aortic lymph node dissection with lee-huang point and peritoneal suspension technique**
Amruta Jaiswal (India)

17:10 **How to develop pelvic spaces**
Manatsawee Manopunya (Thailand)

17:18 **Successful vaginal repair of vesico-vaginal fistula post-hyterectomy**
Wen-Hsin Chen, Kuan-Hui Huang, Ling-Ying Wu, Fei-Chi Chung, Fu-Tsai Kung, Tsai-Hwa Yang, Yu-Wei Chang (Taiwan)

Room **201A** (2nd Floor)

13:00
-
14:00

Symposium 7: General/Benign

Chair: Toshiyuki Takeshita (Japan), Yu-Che Ou (Taiwan), TBD

13:00 **Towards reduced, smaller and hidden access ports in minimally invasive gynecology-personal experience**
Felix Wong (Australia)

13:20 **The endoscopic surgical skill qualification system in gynecologic endoscopy**
Toshiyuki Takeshita (Japan)

13:40 **Day care minimal access surgery concept in Kenya**
Yamal Patel (Kenya)

Room **201A** (2nd Floor)

14:00

-

15:00

Symposium 8: General/Benign

Chair: Ming-Jer Chen (Taiwan), Lee-Wen Huang (Taiwan), TBD

14:00 **Safety 1st trocar approach in laparoscopic surgery**
Tsuyoshi Ota (Japan)

14:20 **The tips of total laparoscopic hysterectomy (TLH)**
Shan-Guang Liang (Japan)

14:40 **Sophisticated Use of a third robotic arm**
Tae-Joong Kim (Korea)

15:00 Coffee Break and Exhibition Visit (101, 1st Floor)

Room **201A** (2nd Floor)

15:30

-

16:30

Symposium 9: General/Benign

Chair: Pong-Mo Yuen (Hong Kong), TBD

15:30 **Severe adhesion in laparoscopic surgery**
Aranya Yantapant (Thailand)

15:50 **Laparoscopic ovarian drilling – still has a role in current management of PCOS patients**
Zainul Rashid Mohd Razi (Malaysia)

16:10 **Morcellation controversy...the way forward**
Pong-Mo Yuen (Hong Kong)

Room **201A** (2nd Floor)

16:30
-
17:10

Symposium 10: Oncology

Chair: Gerald Feuer (USA), Ya-Min Cheng (Taiwan),
Long-Yau Lin (Taiwan)

16:30 **Lymphatic mapping in cervical cancer**
Phanida Jaruwale (Thailand)

16:50 **Perioperative and clinical outcomes in the management of epithelial ovarian cancer using a robotic or abdominal approach, a subsequent analysis**
Gerald Feuer (USA)

17:10 **Less radical and more functional approaches in MIS of gynecologic oncology**
Dae-Yeon Kim (South Korea)

Room **201BC** (2nd Floor)

13:00
-
14:00

Symposium 11: Endometriosis

Chair: Sevellaraja Supermaniam (Malaysia), Pei-Ju Wu (Taiwan), TBD

13:00 **Laparoscopic Surgery for Rectal Endometriosis and Deep Infiltrating Endometriosis and the Issue of Malignant Transformation**
Yoshiaki Ota (Japan)

13:20 **Laparoscopic rectovaginal dissection for endometriosis**
Sevellaraja Supermaniam (Malaysia)

13:40 **Identification of hypogastric nerves to avoid bladder dysfunction after simple hysterectomy for deep endometriosis**
Tomoyasu Kato (Japan)

Room **201BC** (2nd Floor)

14:00

-

15:00

Symposium 12: Endometriosis

Chair: Peter J. Maher (Australia), Chung-Hsien Sun (Taiwan), TBD

14:00 **Is endometriosis excision still effective?**

Relly Yanuari Primariawan (Indonesia)

14:20 **An update on surgical management of ovaian endometroma in infertile women**

Wai-leng Fong (Macau)

14:40 **Indications and extent of surgery for endometriosis**

Peter J. Maher (Australia)

15:00 Coffee Break and Exhibition Visit (101, 1st Floor)

Room **201BC** (2nd Floor)

15:30

-

17:30

Medical Law and Ethics Forum (Chinese Session)

醫學法律及倫理論壇

Chair: Men-Leh Yen (Taiwan), Sheng Chiang (Taiwan),
Jong-Chou Chang (Taiwan)

15:30 **The ethics and regulatory consideration of uterine transplantation in Taiwan**

Daniel Fu-Chang Tsai/ 蔡甫昌 (Taiwan)

16:10 **When women are no longer needed to bear children—ethical and legal issues in artificial womb**

(當生育不再需要女人：人造子宮的倫理法律議題)

Wen-May Rei/ 雷文玫 (Taiwan)

16:50 **Medical incidents of gynecologic surgery (婦產科內視鏡手術的醫療事故)**

Tien-Fu Kao/ 高添富 (Taiwan)

Room **201DE** (2nd Floor)

13:00
-
14:00 **Symposium 13: Robotic Surgery**

- Chair: Peter C. Lim (USA), Yu-Chi Wang (Taiwan), TBD
- 13:00 **The difference between using a da Vinci Xi and Si surgical robots in paraaortic lymphadenectomy**
Peter C. Lim (USA)
- 13:30 **Robotic surgery in cervical cancer**
Kung-Liahng Wang (Taiwan)

Room **201DE** (2nd Floor)

14:00
-
15:00 **Symposium 14: Robotic Surgery**

- Chair: Kung-Liahng Wang (Taiwan) , TBD
- 14:00 **Robotic staging operation in endometrial cancer**
Masaaki Andou (Japan)
- 14:30 **Robotic surgery in ovarian cancer**
Wu-Chou Lin (Taiwan)
- 15:00 Coffee Break and Exhibition Visit (101, 1st Floor)

Room **201DE** (2nd Floor)

15:30
-
16:00 **Symposium 15: Robotic Surgery**

- Chair: Hye-Sung Moon (South Korea), Tze-Chien Chen (Taiwan), TBD
- 15:30 **Robotic single-site supracervical hysterectomy**
Hung-Cheng Lai (Taiwan)
- 16:00 **Robotic single-site myomectomy**
Hye-Sung Moon (South Korea)

Room **201DE** (2nd Floor)

16:30

-

17:30

Symposium 16: Myoma

Chair: Osamu Tsutsumi (Japan), Dah-Ching Ding (Taiwan)

16:30 **Laparoscopic management of uterine myoma**

Satoru Takeda (Japan)

16:50 **Impact of myomectomy on subsequent pregnancies: from the viewpoint of uterine blood supply**

Osamu Tsutsumi (Japan)

17:10 **Laparoscopic management of broad ligament leiomyomas: An overview**

Aizura Syafinaz Ahmad Adlan (Malaysia)

Room **201F** (2nd Floor)

13:00

-

14:00

Symposium 17: General/Benign

Chair: TBD

13:00 **Survey among ESGE members on leiomyosarcoma morcellation Incidence**

Vasilios Tanos (Cyprus)

13:30 **New technology introduces a revolution in hysteroscopic surgery**

Rudi Campo (Belgium)

Room **201F**(2nd Floor)

14:00 **Postgraduate Workshop:**
- **The Newest Technique in Office Hysteroscopy**
17:30 **(Karl Storz)**

Chair: Rudi Campo (Belgium)
Co-Chair: Su-Ling Yu (Taiwan), Nari Kay (Taiwan)

14:00 **TBD**
Rudi Campo (Belgium)

Room **HALL** (1st Floor)

17:30
- **Transfer to Gala Dinner Venue: Marriott Taipei**
18:30

Venue **Marriott Taipei**

18:30
- **Gala Dinner**
20:30

5th NOVEMBER 2016
SATURDAY



適用於生育過或未生育的女性

Jaydess® 高度有效的避孕方式

- 長達3年高度有效的避孕方式(珍珠指數0.41)¹
- 子宮內投藥系統(IUS)體積極小，且有較細的置入管¹
- 已針對生育過或未生育之女性進行研究¹

 jaydess. 小蜜
13.5 MCg PLVONORGESTREL 子宮內投藥系統

參考文獻：1. Jaydess 仿單 (USPI 09/2013 / TW01)

藥品名稱：小蜜子宮內投藥系統Jaydess 13.5 mg Intrauterine Delivery System。〔衛部藥輸字第026355號〕適應症及用途：小蜜(Jaydess)的適應症為避孕(最長使用時間為3年)。劑量及使用方法：小蜜含有13.5 mg的levonorgestrel(簡稱LNG)，此項成分在24天後的體內釋放速率約為14 mcg/day；其速率會逐漸降低，3年後約為5 mcg/day。levonorgestrel在3年期間的平均體內釋放速率約為6 mcg/day。禁忌症：懷孕或疑似懷孕；本裝置無法用於性交後的避孕；先天性或後天性子宮異常，例如子宮肌瘤而導致子宮腔變形；急性骨盆發炎或有骨盆發炎的病史。除非之後曾發生過子宮內妊娠；過去3個月內曾罹患產後子宮內膜炎或出現感染性流產；已知或疑似有子宮或子宮頸腫瘤；目前或過去確定或疑似罹患乳腺癌或其他對黃體素敏感的癌症；不明原因的子宮出血；未接受治療的急性子宮頸炎或陰道炎，包括細菌性陰道炎或其他獲得控制前的下生殖道感染；急性肝臟疾病或肝臟腫瘤(良性或惡性)；易於造成骨盆感染的病症；先前安裝的子宮內避孕器尚未取出；對本產品的任何組成過敏。最常見的不良反應(發生於5%以上的使用者)包括：出血量增加(7.8%)、女陰陰道炎(20.2%)、腹部/骨盆疼痛(18.9%)、瘙癢/皮脂溢出(15.0%)、卵巢囊腫(13.2%)、頭痛(12.4%)、經痛(8.6%)、乳房疼痛/不適(8.6%)及噁心(5.5%)。

詳細產品資訊請參考衛福部核准之產品說明書(USPI 09/2013 / TW01)

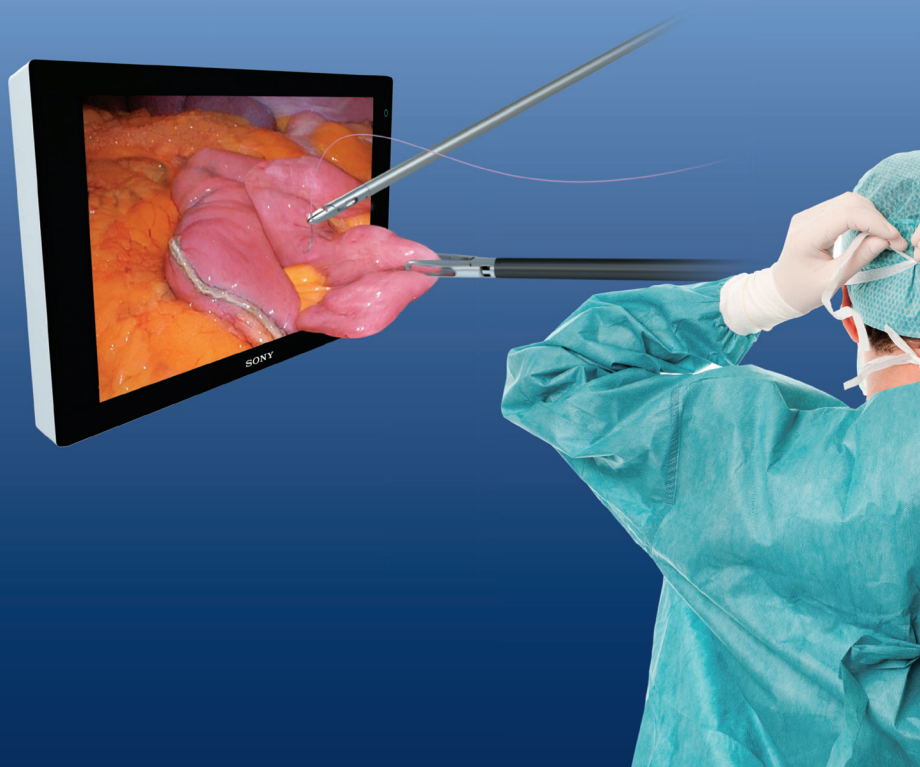
使用前詳閱說明書警語及注意事項

北市衛藥廣字第105090139號

L.TW.MKT.09.2016.0468

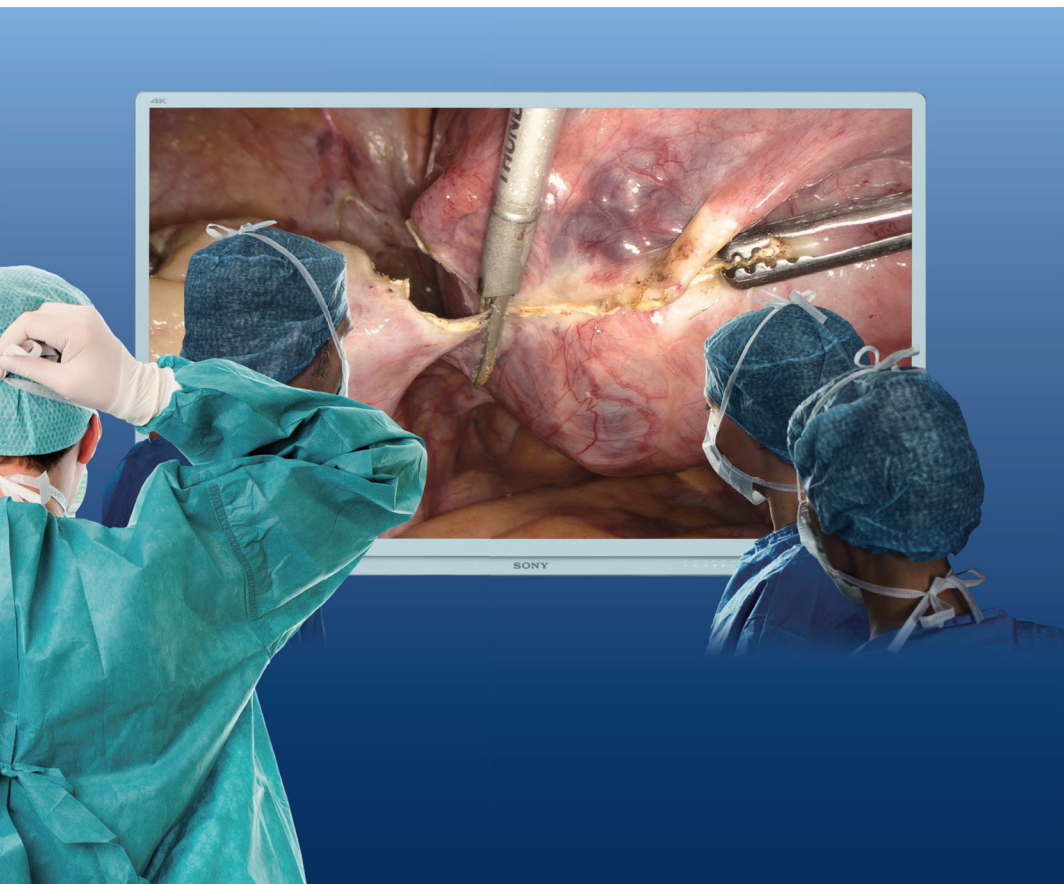
OLYMPUS®

Your Vision, Our Future



To 3D, or to 4K Ultra HD,

OLYMPUS CORPORATION



that is the question.

SUNDAY, 6TH NOVEMBER 2016

| Room | 102 (1st Floor) | 103 (1st Floor) | 105 (1st Floor) | 201A (2nd Floor) | 201B (2nd Floor) | |
|-------|---|-----------------------------|---|---------------------------------|------------------------|--|
| 08:00 | - | - | - | Live Case Demonstration Session | | |
| i | | | | → Page 52 | | |
| 12:30 | Lunch Break (Room 101 Exhibition Area) / Lunch Symposium (3F Banquet Hall & 4F VIP Room) | | | | | |
| 13:30 | Cross-Strait Forum 6 | Symposium 18: Obstetrics | Symposium 20: Reproductive | Symposium 22: Oncology | Symposium 23: Myoma | |
| i | → Page 53 | → Page 53 | → Page 54 | → Page 55 | → Page 57 | |
| 14:30 | Best Poster Session (Final Contest) | Symposium 19: Oncology | Symposium 21: Endoscopic Training | Video Session 1 | Video Session 2 | |
| i | → Page 53 | → Page 54 | → Page 55 | → Page 56 | → Page 57 | |
| 15:30 | Closing Ceremony | - | - | - | - | |
| i | → Page 64 | | | | | |
| 16:00 | Congress Tour (Si-Si Nan Cun & Taipei 101) Assemble in the Lobby | | | | | |

- Keynote Lectures (Invited Speech)
- Forums, Symposium, Sessions (Invited Speech)
- Cross-Strait Forums (Invited Chinese Speech)

PROGRAM OVERVIEW

| | | | | |
|--|---|---------------------------------|------------------------|------------------------|
| | 201C (2nd Floor) | 201D (2nd Floor) | 201E (2nd Floor) | 201F (2nd Floor) |
| | Live Case Demonstration Session | | | |
| | → Page 52 | | | |
| | Lunch Break (Room 101 Exhibition Area) / Lunch Symposium (3F Banquet Hall & 4F VIP Room) | | | |
| | Symposium 24: Endometriosis | Symposium 25: General/Benign | Oral Presentation 1 | Oral Presentation 3 |
| | → Page 58 | → Page 58 | → Page 61 | → Page 63 |
| | Video Session 3 | Video Session 4 | Oral Presentation 2 | Oral Presentation 4 |
| | → Page 59 | → Page 60 | → Page 62 | → Page 64 |
| | - | - | - | - |
| | Congress Tour (Si-Si Nan Cun & Taipei 101) Assemble in the Lobby | | | |

- Postgraduate Workshops
- APAGE Fellow, Oral Presentations, Video Session, Young APAGE Group
- Miscellaneous

Room **201** (2nd Floor)

08:00
-
12:30

Live Case Demonstration Session

Transmission: Linkou Chang Gung Memorial Hospital
Taipei Medical University-Shuang Ho Hospital
E-Da Hospital

Moderators: **Prashant Mangeshikar** (India)
Kung-Liahng Wang (Taiwan)
Peng-Hui Wang (Taiwan)
Pao-Ling Torng (Taiwan)
Chih-Feng Yen (Taiwan)
Yu Chang (Taiwan)

General/Benign

Oncology

Urogynecology

Surgeons:
Chyi-Long Lee (Taiwan)
Kung-Gen Huang (Taiwan)
Hung-Cheng Lai (Taiwan)

Surgeons:
Peter C. Lim (USA)
Alessandro Buda (Italy)

Surgeon:
C.Y. Liu (USA)

Highlights:
NOTES
Robotic Surgery

Highlights:
ICG
Robotic Surgery

Highlight:
Pelvic Organ Prolapse

12:30 Lunch (101, 1st Floor) / Lunch Symposium 2 (Banquet Hall, 3rd Floor) and
Lunch Symposium 3 (VIP Room, 4th Floor)

Room **102** (1st Floor)

13:30

-

14:30

Cross-Strait Forum 6/ 海峽兩岸婦科微創高峰論壇 6

Chair: TBD

14:30 **Transumbilical single-incision laparoscopic vaginoplasty hybrid transperineal approach using a sigmoid colon segment: initial 25 cases (腹腔鏡乙狀結腸代陰道的應用與思考)**
Xianghua Huang/ 黃向華 (China)

14:50 **Application of laparoscopy in ovarian cancer after neoadjuvant chemotherapy (新輔助化療後腹腔鏡在卵巢癌中應用)**
Ping Wang/ 王平 (China)

15:10 **Laparoscopic debulking surgery in advanced ovarian cancer (腹腔鏡下晚期卵巢癌腫瘤細胞減滅術初探)**
Gang Wang/ 王剛 (China)

Room **102** (1st Floor)

14:30

-

15:30

Best Poster Session (Final Contest)

Room **103** (1st Floor)

13:30

-

14:30

Symposium 18: Obstetrics

Chair: Jin-Chung Shih (Taiwan), Te-Fu Chan (Taiwan)

13:30 **Non-invasive prenatal screening updates and clinical applications**
S.W. Steven Shaw (Taiwan)

13:50 **Laparoscopic cerclage: CGMH experience**
Kai-Yun Wu (Taiwan)

14:10 **Fetoscopic treatment for twin-twin transfusion syndrome (TTTS)**
Yao-Lung Chang (Taiwan)

Room **103** (1st Floor)

14:30
-
15:30

Symposium 19: Oncology

- Chair: Wisit Supakkarapongkul (Thailand), TBD, TBD
- 14:30 **Fertility sparing surgery in treatment of early stage of cervical cancer**
Alexandar Stefanovic (Republic of Serbia)
- 14:50 **Role of laparoscopic surgery in neoadjuvant ovarian cancer**
Wisit Supakkarapongkul (Thailand)
- 15:10 **Laparoscopic staging and treatment options in patients with cervical cancer stages IB2 and IIB**
Christhardt Köhler (Germany)

Room **105** (1st Floor)

13:30
-
14:30

Symposium 20: Reproductive

- Chair: Stephan Gordts (Belgium), Chi-Hong Liu (Taiwan),
Hong-Yuan Huang, (Taiwan)
- 13:30 **Adenomyosis and reproduction**
Stephan Gordts (Belgium)
- 13:50 **Outpatient transvaginal endoscopy and office hysteroscopy as routines diagnostic and simple therapeutic procedure in infertility management**
Ichnandy Arief Rachman (Indonesia)
- 14:10 **The role of minimally invasive surgery in the management of infertility**
Angela G. Sison-Aguilar (Philippines)

Room **105** (1st Floor)

13:30

-

14:30

Symposium 21: Endoscopic Training

Chair: Chia-Woei Wang (Taiwan), Yi-Chen Chuang (Taiwan)

14:30 **Expanding educational platform: 5-years experience in BCAT training program**

Veerapol Khemarangsarn (Thailand)

14:50 **Training and certification in gynecologic endoscopy in the Philippines**
Doris Benavides (Philippines)

Room **201A** (2nd Floor)

13:30

-

14:30

Symposium 22: Oncology

Chair: Audrey Tieko Tsunoda (Brazil), Hong-Hsueh Chou (Taiwan),
Chih-Long Chang (Taiwan)

13:30 **Reconstructive surgery after radical resection**
Masaaki Andou (Japan)

13:50 **Challenges and achievements of minimally invasive surgery in gynecologic oncology**
Audrey Tieko Tsunoda (Brazil)

14:10 **Lymphnodes mapping in cervical cancer by migs: Indications, benefits and limits**
Nicolae Suci (Romania)

Room **201A** (2nd Floor)

14:30
-
15:30

Video Session 1: Hysteroscopy and pelvic floor

- Chair: Aun Korn (Cambodia), Ming-Yang Chang (Taiwan)
- 14:30 **Simple and very convenient technique for submucous myomectomy under direct transcervical resectoscope observation**
Tatsuji Hoshino, Junji Kishi, Nobuyuki Emi, Yoshiyuki Ono, Masumi Yanagawa, Aya Matsubayashi, Shinya Yoshioka (Japan)
- 14:38 **Simple and convenient technique for endometrial polypectomy under direct hysterofiberscope observation**
Tatsuji Hoshino, Junji Kishi, Nobuyuki Emi, Yoshiyuki Ono, Masumi Yanagawa, Mayo Hino, Kazuhiko Uematsu, Shinya Yoshioka (Japan)
- 14:46 **1. Uterovaginal prolapse with stress urinary incontinence 2. Multiple uterine myomas with compression symptoms-acute urinary retension**
Cheng-Chang Chang (Taiwan)
- 14:54 **A case report of laparoscopic uterosacral ligament suspension, burch colposuspension and paravaginal repair**
Pao-Ling Torng, Song-Po Pan and Yi-Ping Li (Taiwan), C. Y. Liu (USA)
- 15:02 **Ureterovaginal fistula in a patient who underwent total laparoscopic hysterectomy for cesarean scar pregnancy**
Tsuyoshi Matsumoto, Kiyoshi Kanno, Shiori Yanai, Akira Shirane, Saori Nakajima, Keiko Ebisawa, Tomonori Hada, Syouzou Kurotsuti, Yoshiaki Ota, Masaki Andou (Japan)
- 15:10 **Robotic/robotic single-site cervical ligaments sparing hysterectomy**
Mun-Kun Hong, Dah-Ching Ding, Tang-Yuan Chu (Taiwan)
- 15:18 **Treatment of cervical agenesis with laparoscopy: Case report**
Azami Denas Azinar, Jimmy Yanuar Annas, Gatut Hardianto, Relly Yanuari Primariawan (Indonesia)

Room **201B** (2nd Floor)

13:30

-

14:30

Symposium 23: Myoma

- Chair: Mitsuru Shiota (Japan), Chi-Mu Chuang (Taiwan), TBD
- 14:30 **Laparoscopic myomectomy-indications and techniques**
Mitsuru Shiota (Japan)
- 14:50 **Outcome results of endometrial ablation in patients with myomas**
Franklin D. Loffer (USA)
- 15:10 **Medical treatment of uterine fibroids**
Hans-Rudolf Tinneberg (Germany)

Room **201B** (2nd Floor)

14:30

-

15:30

Video Session 2:

Myomectomy and adenomyomectomy

- Chair: Angela G. Sison Aguilar (Philippines), Stephan Gordts (Belgium)
- 14:30 **26 years old medically and surgically free diagnosed to have right dermoid cyst 8*7 posterior wall uterine fibroid Patient underwent NOTES Cystectomy + Myomectomy**
Ala Uwais (Jordan)
- 14:38 **Laparoscopic myomectomy versus robotic-assisted myomectomy in huge lateral wall myoma**
Pao-Ling Torng, Song-Po Pan, Yi-Peng Lee (Taiwan)
- 14:46 **Laparo-endoscopic single-site surgery (LESS) myomectomy: Surgical technique modifications**
Ying Woo Ng, Kailun Chen (Singapore)
- 14:54 **Some techniques to improve laparoscopic myomectomy**
Yasuhiro Yamamoto, Runa Ito, Eiko Tamaki, Motomu Andoh, Hiroyasu Saitoh (Japan)
- 15:02 **Feasibility of reduced-port robotic surgery for myomectomy with the da Vinci® surgical system**
Jeong Jin Kim, Woo Young Kim (South Korea)
- 15:10 **Safe and complete laparoscopic surgery of deep and advanced endometriosis**
Dog Yun Kim (South Korea)
- 15:18 **Laparoscopic adenomyomectomy using sliding dissection technique**
Dog Yun Kim (South Korea)

Room **201C** (2nd Floor)

13:30
-
14:30

Symposium 24: Endometriosis

- Chair: Bhaskar Goolab (South Africa), Chun-Neng Fang (Taiwan), Ming-Yih Wu (Taiwan)
- 13:30 **Deep endometriosis: the concept of economical radicality**
Arnaud Wattiez (France)
- 13:50 **The best Hysterectomy for your patient cost & evidence based**
Bhaskar Goolab (South Africa)
- 14:10 **Laparoscopic management of urinary endometriosis**
Ted Lee (USA)

Room **201C** (2nd Floor)

13:30
-
14:30

Symposium 25: General/Benign

- Chair: Pang-Pin Liu (Taiwan)
- 14:30 **Endometriosis and the Ureter**
Hanifullah Khan (Malaysia)
- 14:50 **Endometriosis: Current best evidence on its surgical management** nadeem
Faiyaz Zuberi (Pakistan)
- 15:10 **Evaluation of ovarian reserve function**
Hong Ye (China)

Room **201C** (2nd Floor)

14:30

-

15:30

Video Session 3: Endometriosis

- Chair: Arnaud Wattiez (France), Ted Lee (USA)
- 14:30 **Robotic assisted shaving of deep infiltrating endometriosis of vagina and rectum--three steps procedure**
Keqin Hua, Yisong Chen (China)
- 14:38 **Robotic assisted laparoscopic partial bladder resection for infiltrating endometriosis**
Vijal Modi (India)
- 14:46 **Intra-operative palpation is important to prevent missing the hidden vaginal lesions during laparoscopic DIE surgery**
Yuan-Yung Wang, Chung-Hsien Sun (Taiwan)
- 14:54 **Laparoscopic radical trachelectomy for posterior DIE (deep infiltrating endometriosis) involving sacral nerve roots**
Chung-Hsien Sun (Taiwan)
- 15:02 **Laparoscopic pelvic anatomy restoration for deep infiltrated endometriosis with severe pelvic adhesion before IVF preparation**
Chun-Neng Fang, Chung-Hsien Sun (Taiwan)
- 15:10 **Surgical tips for identification and preservation of hypogastric nerves during nerve-sparing radical DIE excision**
Chung-Hsien Sun (Taiwan)
- 15:18 **Neck scarf of ureter and bulldog of uterine vessel in da Vinci® robotic deep infiltrative endometriosis excision**
Yi-Chen Chuang, Wan-Hua Ting, Hsin-Fen Lu, Fu-Shiang Peng (Taiwan)

Room **201D** (2nd Floor)

14:30
-
15:30

Video Session 4: Others / General

- Chair: Nadeem Faiyaz Zuberi (Pakistan), Hong Ye (China)
- 14:30 **High success rate of seprafilmm application by moistening and rolling with paper in single- or multi-port laparoscopic surgery**
Dah-Ching Ding, Mun-Kun Hong (Taiwan)
- 14:38 **Laparoscopic approach for hysterectomy**
Ying-Wen Wang, Fei-Chi Chuang, Tsai-Hua Yang, Ling-Ying Wu, Fu-Tsa Kung, Kuan-Hui Huang, Yu-Wei Chang (Taiwan)
- 14:46 **Role of 2.4mm instrument in single-port laparoscopic ovarian cystectomy**
Yen-Cheng Chen, Yi-Chen Chuang, Hsin-Fen Lu, Fu-Shiang Peng (Taiwan)
- 14:54 **Left ovarian cyst treated by NOTES Oopho-salpingectomy**
Feng-Hsiang Tang, Cheng-Yu Long (Taiwan)
- 15:02 **A combo-technique to prevent spillage in single-port laparoscopic surgery for huge ovarian dermoid cyst**
Won Park, Hye Sung Moon (South Korea)
- 15:10 **Laparoscopic view of a case of incomplete uterine inversion after vaginal delivery**
Hui-Hua Chen, Yi-Chen Chuang, Fu-Hsiang Peng, Hsin-Fen Lu (Taiwan)
- 15:18 **Laparoscopic salpingo-oophorectomy in a pregnant patient**
Luay Abu Atileh (Jordan)

Room **201E** (2nd Floor)

13:30

Oral Presentation 1:

14:30

Hysteroscopy and Laparoscopy

Chair: Bernard Chern (Singapore), TBD

13:30 **Hysteroscopy for tubal factor of infertility**

Atef M. Darwish (Egypt)

13:38 **Safe controlled entry with the veress needle at laparoscopy**

Prashant Mangeshkar (India)

13:46 **The time-frame surgical trends of hysterectomy types in Taiwan: A 15-year nation-wide follow-up study**

Ming-Ping Wu, Chun-Che Huang (Taiwan)

13:54 **Transvaginal natural-orifice transluminal endoscopic surgery (NOTES) in adnexal procedures**

Yi-Ting Huang, Chen-Ying Huang, Kai-Yun Wu, Chyi-Long Lee (Taiwan)

14:02 **My experience of laparoendoscopic single-site subtotal hysterectomy**

Yu Chang, Nari Kay (Taiwan)

14:10 **Role of 3mm instrument in laparoscopic uterine artery ligation**

Yi-Chen Chuang, Hsin-Fen Lu, Fu-Shiang Peng (Taiwan)

14:18 **Laparoscopy of non-mesh genital suspension (Long's) procedure for uterine preservation**

Kun-Ling Lin (Taiwan)

Room **201E** (2nd Floor)

14:30 - 15:30 **Oral Presentation 2:
Urogynecology and pelvic floor**

- Chair: Rajesh Devassy (UAE), Kuan-Huai Huang (Taiwan)
- 14:30 **Clinical outcomes of laparoscopic sacrocolpopexy for pelvic organ prolapse: a retrospective analysis of 500 cases from a single institution**
Jimmy Nomura, Ting-Wen Huang, Shino Tokiwa, Shingo Moriyama and Natsuko Miyahara (Japan) , Bahiyah Abdullah (Malaysia), Kriengkrai Sittidilokratna (Thailand)
- 14:38 **Lower urinary tract symptoms before and after laparoscopic sacrocolpopexy in 108 cases of pelvic organ prolapse**
Tomoko Kuwata, Chikako Kato, Masami Takeyama (Japan)
- 14:46 **Predictors for persistent urodynamic stress incontinence (POUSI) following extensive transvaginal pelvic reconstructive surgery (PRS) with and without mid-urethral sling (MUS)**
Chuan-Chi Kao, Ma. Clarissa Uy Patrimonio, Tsia-Shu Lo, Enie Akhtar Nawawi, Pei-Ying Wu, Nazura Bt Karim (Taiwan)
- 14:54 **Predictors for de novo stress urinary incontinence following extensive pelvic reconstructive surgery**
Shi-Yin Huang, Rami Ibrahim, Tsia-Shu Lo, Nazura Bt Karim, Pei-Ying Wu, Faridah Mohd Yuso (Taiwan)
- 15:02 **Predictors for voiding dysfunction following extensive pelvic reconstructive surgery**
Chi-Hsin Chiang, Tsia-Shu Lo, Sandy Chua, Tomy Wijaya, Farridah Mohd Yusof, Wu-Chiao Hsieh (Taiwan)
- 15:10 **5-years retrospective follow up of the efficacy of pelvic organ prolapse surgery with or without mesh of china medical university hospital in Taiwan**
Chien-Chu Huang, Tseh-Lee Hwang, Wu-Chou Lin (Taiwan)
- 15:18 **Is bladder trabeculation detected by cystoscopy a significant finding in patients with preoperative overactive bladder symptoms after mid-urethral sling?**
Lulu Huang, Wu-Chiao Hsieh, Ching-Chung Liang (Taiwan)

Room **201F** (2nd Floor)

14:30

Oral Presentation 3:

15:30

Endometriosis and reproductive surgery

- Chair: Sevellaraja Supermaniam (Malaysia), Mari Kiitade (Japan)
- 13:30 **New interface in the surgical treatment of deep infiltrating endometriosis: A numerical multi-scoring system for endometriosis**
Masao Ichikawa, Shigeo Akira, Toshiyuki Takeshita (Japan)
- 13:38 **Usefulness of hemostatic agents for minimizing ovarian damage during laparoscopic cystectomy for endometriosis**
Chahien Choi, Woo Young Kim (South Korea)
- 13:46 **Sexual and functional outcome of sheares vaginoplasty in 16 patients with mayer-rokitansky-küster-hauser syndrome**
Jingxin Ding, Qi Zhou, Xuyin Zhang, Keqin Hua (China)
- 13:54 **Complete androgen insensitivity syndrome and anti-müllerian hormone levels before and after laparoscopic gonadectomy**
Maki Kusumi, Makiko Mitsunami, Momo Noma, Fumiko Matsumura, Chisa Tabata, Seiji Tanaka, Noriko Watanabe, Takako Kurosawa, Toshihiro Fujiwara, Osamu Tsutsumi (Japan)
- 14:02 **Comparison of small intestinal submucosa graft with split-thickness skin graft for cervicovaginal reconstruction of congenital vaginal and cervical aplasia**
Fang Shen, Xuyin Zhang, Jingxin Ding, Keqin Hua (China)
- 14:10 **A study of the recurrence and reoperation rate of uterine myoma after laparoscopic myomectomy and the recurrence prevention**
Yasushi Kotani, Takako Tobiume, Mamoru Shigeta, Yoshie Yo, Kousuke Murakami, Hisamitsu Takaya, Masao Shimaoka, Hidekatsu Nakai, Ayako Suzuki, Masaki Mandai (Japan)
- 14:18 **Feasibility of ultrasonographic prediction of uterine scar dehiscence and rupture during pregnancy**
Shu-Han You, Chih-Feng Yen, Ho-Yen Chueh (Taiwan)

Room **201F** (2nd Floor)

14:30 - 15:30 **Oral Presentation 4:
Oncologic and Robotic endoscopy**

- Chair: Tae-Joong Kim (South Korea), Bor-Ching Sheu (Taiwan)
- 14:30 **Robotic assisted reconstruction of cervix and vagina by sis graft and fusion of hemi-uterus**
Kekin Hua, Yisong Chen, Ying Zhang (China)
- 14:38 **Seven-step method for management of the vesicouterine ligament during laparoscopic radical hysterectomy: Novel a-shaped method**
Tadashi Kimura, Eiji Kobayashi (Japan)
- 14:46 **Simultaneous surgical performance of laparoscopic and robotic-assisted hysterectomy with lymphadenectomy in endometrial cancer**
Song-Po Pan, Yi-Ping Lee, Jing-Shiang Hwang, Pao-Ling Torng (Taiwan)
- 14:54 **Total use of ligasure sealing devices to speed LESS LAVH for patients with a large uterus: A cohort study**
Kuo-Hu Chen (Taiwan)
- 15:02 **EUMC's experiences of robotic single-site surgery in 300 cases**
Kyungah Jeong, Sara Lee, Eun Ji Choi, Hye-Sung Moon (South Korea)
- 15:10 **In-bag knife morcellation for myoma extraction in robotic surgery**
Pei-Ling Chen, Yi-Chen Chuang, Wan-Hua Ting, Hsin-Fen Lu, Fu-Shiang Peng, Pei-Ling Chen (Taiwan)
- 15:18 **Perioperative and postoperative outcome of robotic assisted total hysterectomy for extremely large uterus compared with moderate size uterus**
Cheng-Wei Wang, Ching-Hui Chen, Huang-Hui Chen, Wei-Min Liu (Taiwan)

Room **102** (1st Floor)

15:30 - 16:00 **Closing Ceremony**

Venue **SI SI NAN CUN & TAIPEI 101**

16:00 - 18:30 **Congress Tour**

*The Product of
Hyaluronic Acid,
Your Best Choice!*

Hyalobarrier[®] 3D anti-adhesion gel

In laparotomic procedure



In laparoscopic and
hysteroscopic procedure



Hyalofemme[®]



For the prevention of post-surgical adhesions

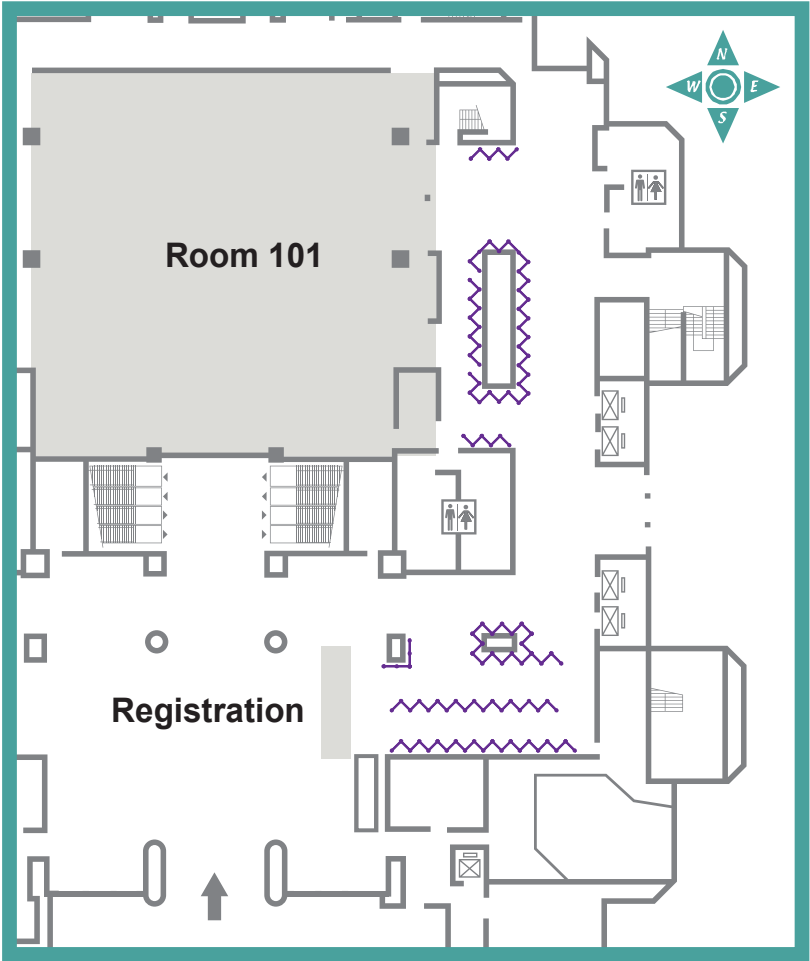
- ✓ Patent: ACP Gel
- ✓ Complete bioabsorbability
- ✓ Optimal adhesiveness/ viscosity
- ✓ Adequate resident time
- ✓ Easy to handle
- ✓ Retain the metabolic pathway of HA

- ✓ Patent: HYDEAL-D, HA derivative (Retain the biocompatibility and characteristic of HA)
- ✓ Increase vaginal moisture and lubrication
- ✓ Help restore vaginal elasticity and tenderness

POSTER LAYOUT

Taipei International
Convention Center (TICC)

1st
Floor



- PP-001** Findings of fibroids with MRI diffusion weighted image are effective to judge whether the morcellator is allowed to be used in laparoscopic myomectomy
Shinichiro Wada, Yukio Suzuki, Yoshiyuki Fukushima, Takafumi Fujino (Japan)
- PP-002** Evaluation of degree of difficulty of laparoscopic uterine adenomyosis hysterectomy
Masayo Yamada, Chika Yoshida, Motohiro Nishio, Tomoshige Sekikawa, Yasuki Koyasu (Japan)
- PP-003** Assessment of previous Cesarean section scar in non-pregnant women: Agreement between finding of transvaginal sonography and hysteroscopy
Ying-Yi Chen, Yu-Che Ou (Taiwan)
- PP-004** The role of routine office hysteroscopy to identify the forbidding cervix associated with embryo transfer difficulty before IVF treatment
Kuo-Chung Lan (Taiwan)
- PP-005** The accuracy of MRI in prediction of myometrium invasion of stage IA endometrial cancer
Le-Tien Hsu, Ting Chang Chang (Taiwan)
- PP-006** Laparoscopic surgery for recurrence of leiomyosarcoma from malignant transformation of smooth muscle tumor of uncertain malignant potential
Chung-Yuan Yang, Chien-Min Han, Kuan-Gen Huang, Chyi-Long Lee (Taiwan)
- PP-007** Laparoscopic surgery for recurrence of leiomyosarcoma from malignant transformation of smooth muscle tumor of uncertain malignant potential
Chung-Yuan Yang, Chien-Min Han, Kuan-Gen Huang, Chyi-Long Lee (Taiwan)
- PP-008** Hysteroscopic diagnosis of myometrial invasion for the hormonal treatment in cases with endometrial cancer
Wataru Yamagami, Nobuyuki Susumu, Takuro Hirano, Yoshiko Nanki, Takeshi Makabe, Kensuke Sakai, Hiroyuki Nomura, Fumio Kataoka, Akira Hirasawa, Daisuke Aoki (Japan)
- PP-009** A successful case of young patient with endometrial cancer for preserving fertility by trans cervical resection (TCR) of giant intrauterine tumor
Nobuyuki Susumu, Wataru Yamagami, Takuro Hirano, Naohiko Saeki, Takeshi Makabe, Kensuke Sakai, Hiroyuki Nomura, Fumio Kataoka, Akira Hirasawa, Daisuke Aoki (Japan)
- PP-010** Comparison of the robot-assisted versus conventional laparoscopic surgery for endometrial cancer
Tomoyuki Kusumoto, Yuji Hiramatsu (Japan)
- PP-011** Robotic single-site staging operation for early-stage endometrial cancer: Initial experience at a single institution
Chi-Heum Cho, Hyewon Chung, Taekyu Jang, So-Jin Shin, Sang-Hoon Kwon, Soon-Do Cha (South Korea)
- PP-012** Vaginal approach (colpotomy and tumor extraction) in robotic radical hysterectomy should be a preferred method in bulky cervical cancer: A study of 31 cases
Dae-Yeon Kim, Hyun Ju Lee, Jeong-Yeol Park, Shin-Wha Lee, Dae-Shik Suh, Jong-Hyeok Kim, Yong Man Kim, Young-Tak Kim, Joo-Hyun Nam (Taiwan)

- PP-013** A single center experience on robot-assisted radical hysterectomy and pelvic lymph node dissection: the impact of learning curve on complications and pain assessment
Yisong Chen, You Fu (China)
- PP-014** Hand-assisted robotic approach for ovarian cancer management
Cindy Chan, Wei-Min Liu, Ching-Hui Chen, Li-Hsuan Chiu (Taiwan)
- PP-015** First experience in robotic nerve sparing radical hysterectomy using da Vinci Xi Dual console system
Pao-Ling Torng, Chi-Hau Chen, Heng-Cheng Hsu (Taiwan)
- PP-016** Application of negative pressure wound therapy (NPWT) Prevena on a patient operated for radical vulvectomy with bilateral lymph node dissection to prevent early complications
Charlotte David, Vivien Ceccato (France)
- PP-017** Evaluation of the management of endometrial cancer in a regional hospital
Clement Dabiri, Marc Wayembergh, Mathieu Jouret, Charlotte David (Belgium)
- PP-018** A report of laparoscopic surgery for early stage endometrial cancer in our hospital
Takeya Hara, Ai Miyoshi, Nao Wakui, Asuka Tanaka, Serika Kanao, Hirokazu Naoi, Masumi Takeda, Mayuko Mimura, Masaaki Nagamatsu, Takeshi Yokoi (Japan)
- PP-019** Three patients with atypical endometrial hyperplasia / endometrial cancer who underwent laparoscopic surgery in order to be diagnosed as double cancer of ovary
Takuro Hirano, Wataru Yamagami, Kensuke Sakai, Takeshi Makabe, Tomoko Yoshihama, Hiroyuki Nomura, Fumio Kataoka, Akira Hirasawa, Nobuyuki Susumu, Daisuke Aoki
- PP-020** Two cases of unexpected ovarian cancer following laparoscopic surgery of ovarian mass
Hiromi Ugaki, Ikuko Sawada, Kosuke Hiramatsu, Mirang Kim, On Fukui, Kyoka Amemiya (Japan)
- PP-022** Should we colonoscope women before cytoreduction? Difficulty in diagnosis and different prognosis between colorectal cancer with ovarian metastasis and advanced ovarian cancer
Yu-Che Ou, Ko-Chao Lee, Hao Lin (Taiwan)
- PP-023** A case of cholangiocarcinoma with metastasis to uterus and adnexa
Yeh-Giin Ngo, Yu-Che Ou (Taiwan)
- PP-024** Two cases of fallopian tube cancer diagnosed consequently to laparoscopic surgery
Haruko Kunitomi, Masaru Nakamura, Kensuke Sakai, Azumi Miyauchi, Hiroshi Nishio, Yusuke Kobayashi, Kyoko Tanaka, Eiichiro Tominaga, Kouji Banno, Daisuke Aoki (Japan)
- PP-025** Endocervical carcinoma: Obstacles to diagnose and challenges in treatment, a report of 3 cases
Jiantai Timothy Qiu, Yen-Hsuan Kung, Chyi-Long Lee (Taiwan)

- PP-026** Recurrence of serous borderline ovarian tumor in a young nulligravid post fertility preservation surgery
Minette Yap (Philippines)
- PP-027** Promising tumor remission after gasless laparoscopic operation with immunomodulatory therapy for late relapse of locally advanced cervical adenocarcinoma
Hsiu-Huei Peng, Cheng-Tao Lin (Taiwan)
- PP-028** Consideration of total laparoscopic hysterectomy as a form of sex reassignment surgery for Gender Identity Disorder
Yushi Akashi, Asuka Sugio, Tsuyoshi Baba, Toshiaki Endo, Tsuyoshi Saito (Japan)
- PP-029** Three-dimensional ultrasonography on variants of herlyn-werner-wunderlich syndrome and different operative approaches
Ho-Yen Chueh, Chin-Chieh Hsu, Chih-Feng Yen, Hsuan Su (Taiwan)
- PP-030** OHVIRA syndrome: uterus didelphys with right hemivagina obstruction and ipsilateral renal agenesis: A case report
Maya Mewengkang, Freddy Wagey, Rudy Lengkong, Andree Hartanto (Indonesia)
- PP-031** Reconstruction of the genitalia for didelphic uterus and agenesis of vagina
You-Chen Wang, Chyi-Long Lee (Taiwan)
- PP-032** A case of inguinal hernia of a bicornate uterus associated with mayer-rokitansky-kuster-hauser syndrome (MRKH), successfully treated with laparoscopic surgery
Takashi Miyatake, Yuri Kamino, Mai Temukai, Ayuko Otoshi, Yoshimi Tokugawa, Chikako Tsukahara, Takeshi Hisamatsu, Hiromi Kashihara, Koji Hisamoto, Yukihiro Nishio (Japan)
- PP-033** Case report: Laparoscopic excision of a rudimentary uterine horn
Mariam George, Shilla Mariah Yussof (Singapore)
- PP-034** Torsion of the hydatis of morgagni diagnosed by laparoscopy: A rare cause of acute abdominal pain that is similar in appearance to acute appendicitis
Tatsuhiko Tokumine, Minako Takahashi, Eiko Okubo, Minako Shimabukuro, Hidehiko Moromizato, Hajime Shiroma, Makiko Omi (Japan)
- PP-035** Full-term delivery in the Herlyn-Werner-Wunderlich syndrome after laparoscopic surgery
Ai Miyoshi, Nao Wakui, Takeya Hara, Serika Kanao, Hirokazu Naoi, Masumi Takeda, Mayuko Mimura, Masaaki Nagamatsu, Takeshi Yokoi (Japan)
- PP-036** Ectopic pregnancy in the fallopian tube of a non-communicating rudimentary uterine horn
Yen-Chang Lee, Ho-Yen Chuen (Taiwan)
- PP-037** Impact of endometriosis to pregnancy outcome of ART
Hirofumi Kashiwagi, Shunichiro Izumi, Misaki Momose, Miwa Yasaka, Yasuhira Kanno, Mari Shinoda, Takahiro Suzuki, Hitoshi Ishimoto, Mikio Mikami (Japan)

- PP-038** Evaluation of factors predicting diminished ovarian reserve before and after laparoscopic cystectomy for ovarian endometriomas
Rie Ozaki, Mari Kitade, Jun Kumakiri (Japan)
- PP-039** An unusual case of rapidly growing adenomyosis in an IVF pregnancy complicated by dvt and mid-trimester pprom
Serene Thain, Tan Lay-Kok (Singapore)
- PP-041** Laparoscopic management of uterine defects on previous uterine surgery
Asuka Sugio, Yushi Akashi, Yoko Nishizawa, Masato Tamate, Mison Kim, Tsuyoshi Saito (Japan)
- PP-042** Laparoscopic repair of cesarean section scar diverticulum and the surgical outcome in 146 patients
Jingxin Ding, Xuyin Zhang, Heyang Xu, Keqin Hua (China)
- PP-043** Caesarean scar ectopic pregnancies: A 3-year case series in KK Women's and Children's Hospital, Singapore
Whui Whui Lim, Shahul Hameed, Mohamed Siraj, Ya Li Zhang, Su Min Chern Bernard (Singapore)
- PP-045** A case of laparoscopic management of torsion of morphologically normal adnexa in early pregnancy
Anqi Sharon Foo, Mohamed Siraj Shahul Hameed, Su Min Bernard Chern (Singapore)
- PP-046** Laparoscopic management of bladder ectopic pregnancy
Smita Lakhota, Shm Siraj, Bsm Chern (Singapore)
- PP-047** Laparoscopic Cervicoisthmic Cerclage to Prevent Preterm Birth in Second Trimester
Ya-Min Cheng (Taiwan)
- PP-048** Early diagnosis and successful management of intramural ectopic pregnancy
Lin Li, Yun Liu (China)
- PP-049** Successful laparoscopic and hysteroscopic diagnosis and management of rare intra-mural ectopic pregnancy in a patient with previous myomectomy
Hsiao-Chen Chiu, Kuo-Hu Chen (Taiwan)
- PP-050** Open port placement laparoscopic technique in ovarian masses in pregnancy
Marilou Mangubat, Evelyn Tam (Philippines)
- PP-051** Single-port laparoscopy for the management of extremely large ovarian cysts during pregnancy
Liang-Hsuan Chen, Shuenn-Dhy Chang, Chyi-Long Lee, Chih-Feng Yen (Taiwan)
- PP-052** Complete regression of cornual bulge after laparoscopic guided hysteroscopic extraction of interstitial pregnancy
Lulu Huang, Chih-Feng Yen (Taiwan)
- PP-053** Successful laparoscopic management of second trimester ruptured heterotopic cornual pregnancy with subsequent live birth delivery
Ying-Wen Wang, Fei-Chi Chuang, Tsai-Hua Yang (Taiwan)
- PP-054** Robotic-assisted laparoscopy (da Vinci system) for extensive complex retroperitoneal multiple deep infiltrating endometriomas
Tsai-Hwa Yang, Fu-Tsai Kung (Taiwan)

- PP-055** Laparoscopic approach of cystectomy and endometriosis excision for endometrioma and pelvic endometriosis in the uterine preserving surgeries: Penang general hospital experience
Gim Sun Choo, K Balanathan and Prabhu Ramasamy (Malaysia), Danny Chou (Australia)
- PP-056** Transvaginal aspiration and ethanol sclerotherapy (TVUAE) in cystic recurrence of previous endometriosis surgeries? A 5-year follow up
Ming-Yang Chang (Taiwan)
- PP-057** The use of fibrin sealant (Tisseel) in laparoscopic excision of ovarian endometrioma
Yu-Cheng Liu, Chin-Jung Wang (Taiwan)
- PP-058** Abscess formation in ovarian endometriomas after failure of mifepristone-induced abortion
A.S. Chao, S.D. Chang, C.J. Wang, A. Chao, T.H. Wang (Taiwan)
- PP-059** Investigation over accumulated cases of laparoscopic hysterectomy to uteri of over 500g
Takehiko Tsuchiya, Mamoru Kitamura, Toshimitsu Maemura, Yusuke Fukuda, Tomoko Taniguchi, Yukiko Katagiri, Mineto Morita (Japan)
- PP-060** We present our experience in two cases with laparoscopic hysterectomy for uteri weighing 1.2 kilogram or more
Gang-Hung Fang, Guang-Pon Yeh, Pei-Yin Yang (Taiwan)
- PP-061** From the top and from the bottom-different laparoscopic approach for large-uterus hysterectomy
Tsai-Hwa Yang, Ling-Ying Wu, Kuan-Hui Huang, Fu-Tsai Kung, Fei-Chi Chuang (Taiwan)
- PP-062** Uterine hemisection with enucleation of large intramural myoma in laparoscopically assisted vaginal hysterectomy
Marilou Mangubat, Alicia Gonzalez (Philippines)
- PP-064** The treatment of GnRH agonist before TLH can decrease the postoperative complications
Nao Wakui, Ai Miyoshi, Takeya Hara, Asuka Tanaka, Serika Kanao, Hirokazu Naoi, Masumi Takeda, Mayuko Mimura, Masaaki Nagamatsu, Takeshi Yokoi (Japan)
- PP-065** Two cases of conversion to open laparotomy in laparoscopic surgery for tubo-ovarian abscesses
Mayu Shimomukai, Yuko Sonan, Tomomi Kutsuna, Reina Wakabayashi, Koichi Nagai, Azusa Tochio, Kazunori Mukaida, Rie Suzuki, Mika Okuda, Yoshi Kubota (Japan)
- PP-066** The risk factors of surgical site infection (SSI), identified by statistical analysis for patients undergoing single-port or multi-port laparoscopic gynecological surgery
Ayuko Otoshi, Takeshi Miyatake, Mai Temukai, Yuri Kamino, Yoshimi Tokugawa, Chikako Tsukahara, Takeshi Hisamatsu, Hiromi Kashihara, Koji Hisamoto, Yukihiro Nishio (Japan)
- PP-067** Controlling bleeding in laparoscopically assisted myomectomy (LAM)
Motohiro Nishio, Chika Yoshida, Masayo Yamada, Yasuki Koyasu (Japan)
- PP-068** Minimizing blood loss in women with huge severe adhesive adenomyosis using da Vinci robot
Yi-Chen Chuang, Wan-Hua Ting Stella, Hsin-Fen Lu, Fu-Shiang Peng (Taiwan)

- PP-069** Optical access trocar with kocher clamps is effectual for obese women
Emiko Niiro, Yasuhito Tanase, Kana Iwai, Sachiko Morioka, Yuki Yamada, Natsuki Koike, Ryuji Kawaguchi, Hiroshi Kobayashi (Japan)
- PP-070** LESS myomectomy in different types of myomas
Cheng-Yu Long, Feng-Hsiang Tang (Taiwan)
- PP-071** Overcoming the challenges of SILS with the newly-designed single port platform (Kitti's port)
Kitti Toochinda (Thailand)
- PP-072** The surgical and the comparative short term outcomes of the two-phase laparoendoscopic single site cervical ligament sparing hysterectomy
Mun-Kun Hong, Dah-Ching Ding, Tang-Yuan Chu (Taiwan)
- PP-073** Laparoscopic removal of an intrauterine device from the omentum
Kuan-Ying Huang (Taiwan)
- PP-074** Clinical application of a novel abdominal wall suspension system in gasless laparoscopic myomectomy
Yinfeng Li (China)
- PP-075** Make a difficult surgery easier: The use of ovarian suspension with adjustable sutures (OSAS) to facilitate laparoendoscopic single site surgery (LESS)
Kuo-Hu Chen (Taiwan)
- PP-076** Make a difficult surgery easier: The use of uterine suspension with adjustable sutures (USAS) to facilitate difficult laparoscopic myomectomy
Kuo-Hu Chen (Taiwan)
- PP-077** Modified presacral neurectomy; alternative technique of safer operation
Chutatip Poonsatta (Thailand)
- PP-078** Salpingo-oophorectomy in big ovarian cyst with minimal spillage
Hari Nugroho, Relly Yanuari (Indonesia)
- PP-079** Usefulness of the ureteral catheterization when performing the total laparoscopic hysterectomy for uterine cervical leiomyomas
Shigeki Yoshida (Japan)
- PP-080** Safely and easily TLH in cervical myoma
Srisupa Laopakorn (Thailand)
- PP-081** Register study natural orifice ransluminal endoscopic surgery (NOTES) subtotal hysterectomy: a feasibility study
Hsuan Su, Lulu Huang, Chien-Min Han, Yu-Jen Lin, Chih-Feng Yen, Chyi-Long Lee, And Chin-Jung Wang (Taiwan)
- PP-083** NOTES ovarian cystectomy
Nantivadee Mamuang (Thailand)
- PP-084** Gynecology NOTES 123
Muliati Wilamarta (Indonesia)
- PP-085** NOTES hysterectomy -- A preliminary experiences
Feng-Hsiang Tang, Cheng-Yu Long (Taiwan)
- PP-086** Case report: hysteroscopic management of miscarriage and resection of submucosal fibroid
Mohamed Siraj Shahul Hameed, Wei-Wei Wee-Stekly, Bernard Su Min Chern (Singapore)

- PP-087** Hysteroscopic Intrauterine Morcellation (IUM) of submucosal fibroids - Preliminary results in Hong Kong and comparisons with conventional hysteroscopic monopolar loop resection
Man Hin Menelik Lee (Hong Kong)
- PP-088** Protection of Endometrial Layer during the hysteroscopic surgery
Qibo Ma, Huilan Liu, Hua Duan (China)
- PP-089** Case report of a rare pure uterine lipoma treated by laparoscopic hysterectomy
Serika Kanao, Hirokazu Naoi, Masumi Takeda, Ai Miyoshi, Mayuko Mimura, Masaaki Nagamatsu, Takeshi Yokoi (Japan)
- PP-090** A case of ovarian tumor with urachal cyst
Rie Suzuki, Yoshi Kubota, Mayu Shimomukai, Koichi Nagai, Kazunori Mukaida (Japan)
- PP-091** Laparoscopic surgery for adnexal mass related to appendiceal mucocele
Yu-Lun Ku, Yu-Che Ou (Taiwan)
- PP-092** A rare case of Hemangiolymphangioma arising from the ovaries
Hsiu-Jung Tung, Ting-Chang Chang, Ren-Chin Wu, Koow-Kwan Ng (Taiwan)
- PP-093** Torsion of pedunculated myoma - an unusual cause of acute pelvic pain, a case report
Maili Qi (Singapore)
- PP-094** Combined anterior pelvic floor reconstruction with improved sacrospinous ligament fixation for uterovaginal prolapse : clinical outcome and impact on quality of life
Zhiyuan Dai, Huimin Shu, Xipeng Wang, Kai Zhang, Jing Fan, Hui Ding (China)
- PP-096** Laparoscopic paravaginal repair for anterior vaginal wall prolapse:an initial experience
Shino Tokiwa, Tingwen Huang, Shinngo Moriyama, Natsuko Miyahara, Masayoshi Nomura (Japan)
- PP-097** Timing of urinary catheter removal after laparoscopic gynecological surgery: A quasi-experimental design
Shun-Fen Chen, Shu-Chen Kuo, Yin-Cheng Chen, Huei-Jhen Sia (Taiwan)
- PP-098** A contrivance for shortening the surgical time of laparoscopic sacrocolpopexy (LSC)
Yoshi Kubota, Rie Suzuki, Mayu Shimomukai, Yuya Hirahara, Azusa Tochio, Akiko Iwata, Koichi Nagai, Kazunori Mukaida, Mika Okuda, Yoshihiro Takaki (Japan)
- PP-099** Perioperative complications and subsequent pelvic floor disorders after subtotal and total hysterectomy: A population-based study
Mun-Kun Hong (Taiwan)
- PP-100** Comprehensive evaluation of single-incision elevate system for the treatment of pelvic organ prolapse
Kun-Ling Lin (Taiwan)

- PP-101** Laparoscopic sacrocolpopexy following cervical ligament-sparing hysterectomy
Mun-Kun Hong, Dah-Ching Ding, Tang-Yuan Chu (Taiwan)
- PP-102** Uterine preservation in laparoscopic sacrocolpopexy: Clinical outcome in kameda medical center
Bahiyah Abdullah (Malaysia), Shingo Moriyama, Shino Tokiwa, Yukiko Shimizu and Ting-Wen Huang (Japan)
- PP-103** Cervical preservation could avoid mesh extrusion in laparoscopic sacropepy procedure
Ling-Ying Wu, Kuan-Hui Huang, Tsai-Hwa Yang, Fei-Chi Chuang, Fu-Tsai Kung, Yu-Wei Chang (Taiwan)
- PP-104** Medium-term comparison of uterine sparing versus hysterectomy in pelvic reconstruction treated with Elevate system mesh
Kuan-Hui Huang, Fei-Chi Chuang, Ling-Ying Wu, Tsai-Hwa Yang (Taiwan)
- PP-105** Meta-analysis of randomized controlled trials to compare different kinds of surgical mesh used in anterior vaginal wall prolapse repair
Chin-Chieh Hsu, Ling-Hong Tseng (Taiwan)
- PP-106** What is the connection between the severity of glomerulations detected by cystoscopic hydrodistension and interstitial cystitis/bladder pain syndrome?
Chih-Weei Chien, Wu-Chiao Hsieh, Ching-Chung Liang, Yi-Hao Lin (Taiwan)
- PP-107** Discussion about vesico-vaginal fistula: how and when to repair?
Yu-Wei Chang, Fei-Chi Chuang, Kuan-Hui Huang, Ling-Ying Wu, Tsai-Hwa Yang, Fu-Tsai Kung (Taiwan)
- PP-108** Association of Lower Urogenital Tract Nerve Growth Factor and Urodynamics after vaginal synthetic mesh implant on a rat model: Functional and Immunohistochemical collations
Tsia-Shu Lo, Wu-Chiao Hsieh, Pei-Ying Wu, Siew-Yen Lai (Taiwan)
- PP-109** Long term outcomes after 5 years of trans-obturator tape for Urodynamic Stress Incontinence (USI)
Chih-Hui Lin, Sandy Chua, Sukanda Jaili, Tsia-Shu Lo, Yiap-Loong Tan, Yu-Hua Shen (Taiwan)
- PP-110** Risk factors for surgical failure following secondary mid-urethral sling for recurrent or persistent stress urinary incontinence
Sheng-Yuan Su, Rami Ibrahim, Yiap-Loong Tan, Leng-Boi Pue, Tsia-Shu Lo (Taiwan)
- PP-111** Tips for laparoscopic pelvic reconstruction
Chung-Hsien Sun, Shih-Wei Tsai (Taiwan)
- PP-112** Hematuria with acute urine retention after oocyte retrieval
Yu-Ting Su (Taiwan)
- PP-113** Laparoscopic surgery for a case of uterine perforation during dilatation and curettage
Chikako Tsukahara, Mai Temukai, Yuri Kamino, Ayuko Otoshi, Yoshimi Tokugawa, Takeshi Hisamatsu, Hiromi Kashihara, Takashi Miyatake, Koji Hisamoto, Yukihiko Nishio (Japan)

- PP-114** A case of late onset of bladder rupture after total laparoscopic hysterectomy in three years and seven months
Teppei Suzuki, Shinichiro Wada, Yoshiyuki Fukushi, Takafumi Fujino (Japan)
- PP-115** The incidence of vault haematoma after pelvic reconstructive surgery
Wai Kheong Ryan Lee, Ho Ping Ling, Peh Sin Sze Jolene, Han How Chuan (Singapore)
- PP-116** Laparoscopic management in a case of complicated tubo-ovarian abscess after laparotomy drainage
Ni-Chin Tsai, Fei-Chi Chuang (Taiwan)
- PP-117** Parasitic fibroids - A rare but important complication of laparoscopic morcellation
Samantha Yeo (Singapore)
- PP-118** Power morcellator related parasitic myoma complicated with two different times of recurrence and bowel injury after parasitic myomectomy: A rare and tragic case report and literatures review
Mun-Kun Hong, Dah-Ching Ding, Tang-Yuan Chu (Taiwan)
- PP-119** Abdominal incisional hernia in extraperitoneal para-aortic lymphadenectomy
Satoshi Asai, Hironori Asada, Wakana Beck, Takako Mashiko, Keiko Sasaki, Hirotaka Nakamura, Miwa Sato, Syuichiro Hara, Hitomi Tsukada, Takashi Nagai, Shinji Takemoto, Hiroto Tajima, Mitsuaki Suzuki, Yasunori Yoshimura (Japan)
- PP-120** Acute small bowel obstruction caused by barbed suture after laparoscopic hysterectomy
Ci Huang, Dah-Ching Ding (Taiwan)
- PP-121** Vulvar edema after Adept instillation during laparoscopic surgery reduced by drainage - initial study
Hsin-Chih Albert Chao (Taiwan)
- PP-122** The position and suction power of the pelvic drain: A keypoint of success after secondary surgical repair for urinary tract injury complicating laparoscopic hysterectomy
Peng-Sheng Yang, Kuo-Hu Chen (Taiwan)
- PP-123** The efficacy of prophylaxis for postoperative nausea and vomiting in patient who received gynecologic laparoscopic surgery: using retrospective
Chih-Feng Yen, Tzu-Hsuan Chin, Ming-Luan Tsai, Shu-Jen Lin, Yi-Chuan Kou (Taiwan)
- PP-124** Reasons why conventional laparotomy gynaecological surgeons have a low uptake in advanced gynaecological laparoscopic surgeries
Gim Sun Choo and K Balanathan (Malaysia), Danny Chou (Australia)
- PP-125** How to deal with the hazardous surgical smoke constantly inhaled in the operating theater
Yoshie Nagai, Akiko Ishikawa, Kimio Chiba, Junichi Masuda, Kae Okoshi, Hiroaki Kajiyama, Sakura Nakada, Bao-Liang Lin (Japan)
- PP-126** Surgical smoke/heat evacuation (SSHE) system for the robotic single-site surgeries: a simple, safe and effective combined system from ubiquitous surgical devices
Mun-Kun Hong, Dah-Ching Ding, Tang-Yuan Chu (Taiwan)

- PP-127** Effects of depression and antidepressant medications on hip fracture: a population based cohort study in Taiwan
Bi-Hua Cheng (Taiwan)
- PP-128** Genetic defect of a combined 17 α -hydroxylase/17, 20-lyase deficiency patient with adrenal crisis
Yunqiang Zhang, Xuyin Zhang, Keqin Hua, Jinxin Ding (China)
- PP-129** Metastasis of uterine leiomyosarcoma beneath a laparotomy scar after laparotomy hysterectomy
Chien-Min Han, Cindy Hsuan Weng (Taiwan)
- PP-130** Transvaginal endoscopic surgery-assisted versus conventional laparoscopic adnexectomy (TVEA vs. CLA): a propensity-matched study and literature review
Chin-Jung Wang, Yi-Chieh Li (Taiwan)
- PP-131** Laparoscopic myomectomy in large myoma uteri by using lee-huang point as the abdomen safe entry
Surya Adi Pramono, Ichnandy Arief Rachman, Sita Ayu Arumi, Gunawan D.P. (Indonesia)
- PP-132** Myomectomy of huge uterine fibroid without uterine manipulator: A case report
Ferry Darmawan, Ichnandy Arief Rahman, Surya Adi Pramono, Sita Ayu Arumi, Gunawan Dwi Prayitno (Indonesia)
- PP-133** Site-specific endometrial injury improves implantation and pregnancy in patients with repeated implantation failures
Shang Yu Huang, Chin-Jung Wang, Yung-Kuei Soong, Hsin-Shih Wang, Mei Li Wang, Chieh Yu Lin, Chia Lin Chang (Taiwan)
- PP-134** Symptom score change and volume reduction of uterine fibroid and adenomyosis after treatment with usghifu
Dong-Seok Choi, Sang-Yee Kim (South Korea)
- PP-135** Efficacy of imiquimod cream administered intraperitoneally for ovarian metastases in colorectal cancer
Fu-Chieh Chu, Cheng-Tao Lin (Taiwan)
- PP-136** Laparoscopic resection of metastatic ovarian yolk sac tumor
C. Y. Chiang, K. G. Huang (Taiwan)

18th APAGE Annual Congress 2017

In conjunction with:

The 57th Japan Society of Gynecologic and Obstetric Endoscopy
and Minimally Invasive Therapy

Journey to the least invasive surgery

in Okayama,
Japan

September 7 (Thu)-9 (Sat), 2017
Okayama Convention Center
Chairperson: Masaaki Andou
(Director of Kurashiki Medical Center)

<http://www2.convention.co.jp/18thapage2017>

Congress Secretariat: Kurashiki Medical Center
Management Office of 18th APAGE Annual Congress 2017:
c/o Japan Convention Services, Inc.

Keihanshin Yodoyabashi Bldg. 2F, 4-4-7 Imabashi, Chuo-ku, Osaka-shi, Osaka 541-0042, Japan

Tel: +81-6-6221-5933 / Fax: +81-6-6221-5938

E-mail: 18thapage2017@convention.co.jp



CONGRESS SPONSORS

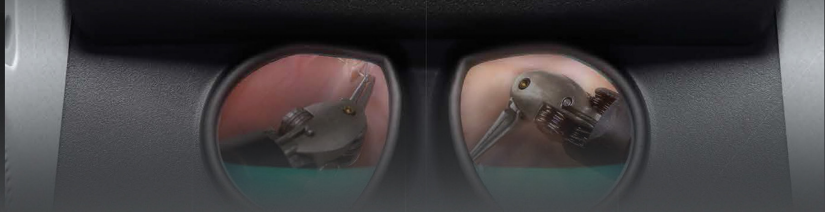
The organizer would like to thank the following sponsors for their generous support to the 2016 APAGE & TAMIG Annual Congress.

CORPORATE SUPPORT



GOVERNMENT SUPPORT





da Vinci[®] Xi
SURGICAL SYSTEM

REVOLUTIONARY ANATOMICAL ACCESS



Firefly[®] Fluorescence Imaging

All surgery presents risk. While clinical studies support the use of the da Vinci Surgery System as an effective tool for minimally invasive surgery for specific indications, individual results may vary. For complete technical information, including indications for use and full cautions and warnings, please refer to the product documentation. © 2014 Intuitive Surgical, Inc. All rights reserved.

<http://www.davincisurgery.com>

INTUITIVE
SURGICAL

UNISON SURGICALS
信文達股份有限公司

LIST OF INDUSTRY EXHIBITORS

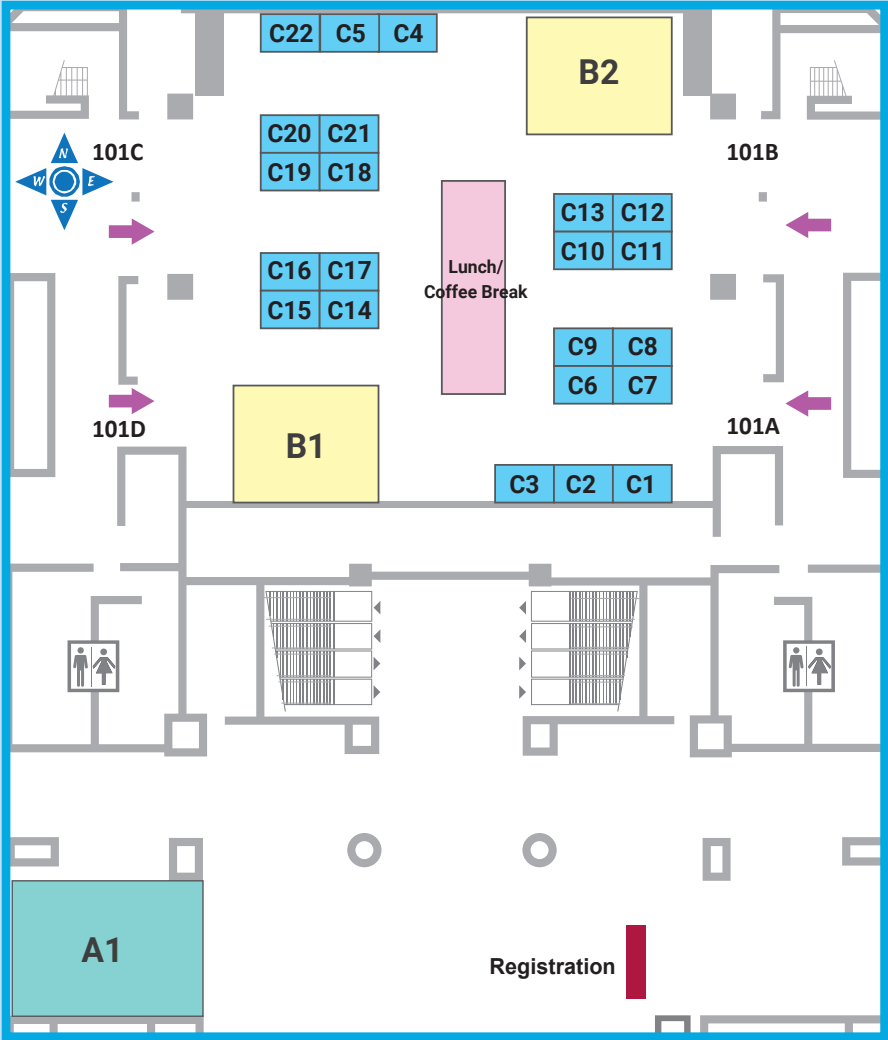
| COMPANY | STAND NO. |
|----------------------------------|-----------|
| Arison Co., Ltd. | C2 |
| Baxter Taiwan | C11,C12 |
| LAGIS endosurgical | C6 |
| Double Success Co., Ltd. | C21 |
| EpiSonica | C15,C16 |
| Erbe Elektromedizin GmbH | C17 |
| Johnson & Johnson Medical Taiwan | C14 |
| KARL STORZ | A1 |
| LINA Medical ApS | C1 |
| Medtronic (Taiwan) Ltd. | C7,C8,C9 |
| Olympus Corporation | B1 |
| Orient EuroPharma Co., Ltd. | C19,C20 |
| Richard Wolf GmbH | C10,C13 |
| Sony Taiwan Ltd. | C3 |
| Stryker | C23 |
| UniPharma Co., Ltd. | C18 |
| Unison Surgicals Company | B2 |
| Yang Der Instruments Co. Ltd. | C4, C5 |

INDUSTRY EXHIBITION PLAN

Room 101

Taipei International Convention Center

1st Floor



LUNCH SYMPOSIUM



Friday, 4th November 2016
12:00 - 13:00 / 4F VIP Room

Lunch Symposium 1 - Unison Surgicals Company

- Chair: Kung-Liahng Wang (Taiwan)
- 12:00 **Fertility sparing nerve sparing radical trachelectomy**
Peter C. Lim (USA)
- 12:30 **Robotic pelvic and paraaortic dissection**
Kung-Liahng Wang (Taiwan)



Saturday, 5th November 2016
12:00 - 13:00 / 3F Banquet Hall

Lunch Symposium 2 - Olympus Corporation

- Chair: Peng-Hui Wang (Taiwan)
- 12:00 **LM & Single Port LAVH by 3D : taiwanese experience**
Yi-Jen Chen (Taiwan)
- 12:30 **In answer to the question, my choice would be 4K**
Mitsuru Shiota (Japan)



Saturday, 5th November 2016
12:00 - 13:00 / 4F VIP Room

Lunch Symposium 3 - KARL STORZ

12:00 **Does hysteroscopy prior to IVF improves outcome**

Dr. Rudi Campo(Belgium)

12:30 **Advancement in fluorescence imaging**

Dr. Alessandro Buda(Italy)



Sunday, 6th November 2016
12:30 - 13:30 / 3F Banquet Hall

Lunch Symposium 4 - Johnson & Johnson Medical Taiwan

Chair: Ting-Chang Chang (Taiwan)

12:30 **Laparoscopic endometrial cancer staging surgery**

Wang Gang (China)



Sunday, 6th November 2016
12:30 - 13:30 / 4F VIP Room

Lunch Symposium 5 - Yang Der Instruments Co. Ltd.

12:30 **USgHIFU application in gynaecological practice:
experience from a University Hospital in South Africa**

Raymond Setzen (South Africa)

13:00 **The use of HIFU in the treatment of Uterine Fibroids & Adenomyosis**

Dong-Seok Choi (Korea)

INDUSTRY EXHIBITORS & SPONSORS

| | |
|--|---------------------|
|  | Booth No. A1 |
| <p>Karl Storz founded his company for the production of ENT instruments, headlamps and binocular loupes in 1945. This interest in medical vision, illumination, and thus physics consequently led him to specialize in endoscopes. He became fascinated with the idea of developing instruments that would enable the physician to look inside the dark body cavity. The solution he found still holds true today: Very bright light generated by an external light source is introduced into the body through a flexible fiber optic light cable. The principle of "cold light illumination" paved the way for modern endoscopy and laid the foundation for the future success of the company KARL STORZ. As a global family company, KARL STORZ is active worldwide to support and consult customers around the globe. Committed staff members ensure optimal customer and market support worldwide. Our product range literally reaches from head to toe in human medicine, and extends to veterinary medicine and industrial Endoscopy.</p> <p>For more information: http://www.karlstorz.com/</p> | |

| | |
|---|---------------------|
|  | Booth No. B1 |
| <p>Olympus was founded in 1919, being the first company to successfully develop the world's first gastro camera for practical use. Since then, the spirit of creation that infused the company at its founding has been passed on through the years to its breakthroughs in Opto-Digital Technology today. At the cutting edge of our technology, the Olympus 3D and 4K Imaging System creates compelling visualization experiences. THUNDERBEAT is also the height of our technology, being the world's first integration of Ultrasonic and Advanced Bipolar energies delivered through a single multi-functional instrument. This integration allows a surgeon to simultaneously seal and cut vessels up to 7mm in size as well as delivering precise and controlled grasping and dissection. The synergy between visualization and therapeutic technologies provide the surgeons with the ultimate experience and assist in achieving better patient outcomes. See and treat like never before.</p> <p>For more information: http://www.olympus-global.com/en/index.jsp</p> | |

| | |
|---|---------------------|
|  | Booth No. B2 |
| <p>Intuitive Surgical, Inc. (NASDAQ: ISRG) is the global technology leader in minimally invasive robotic-assisted surgery. The Company's da Vinci® Surgical System enables surgeons to operate minimally invasively through a few small incisions or the belly button from a nearby ergonomic console. The da Vinci System features a magnified 3D HD vision system and tiny wristed instruments that bend and rotate far greater than the human hand. As a result of this technology, da Vinci enables surgeons to operate with enhanced vision, precision and control. The original prototype for the da Vinci System was developed in the late 1980s at the former Stanford Research Institute under contract to the U.S. Army. While initial work was funded in the interest of developing a system for remotely performing battlefield surgery, possible commercial applications were even more compelling.</p> <p>For more information: http://www.intuitivesurgical.com/</p> | |

Medtronic

Booth No.

C7,C8,C9

Medtronic is improving healthcare for more people, in more ways, and in more places than ever before. Medtronic is working with new partners, in new ways to improve global healthcare. With the integration of Covidien as our Minimally Invasive Therapies Group, we can address the healthcare needs of more people around the world than ever. We are committed to improving lives through our medical technologies and solutions. By joining together with Covidien, we can accelerate and advance our ability to create meaningful innovations for hospitals, health systems, and healthcare providers so they can deliver the best care possible to patients and their families around the world.

We recognize that innovation is only meaningful if it is safe, effective and usable. That's why we are partnering with health systems and providers to combine our capabilities with their expertise to change the way we work together to achieve the best outcomes.

For more information: <http://www.medtronic.com/>



EpiSonica

Green Surgery of the Future

Booth No.

C15,C16

EpiSonica has secured Taiwan Food & Drug Administration (TFDA) clearance of the ArcBlade MRI Guided High Intensity Focused Ultrasound MRgHIFU (also called MRgFUS) for sales in the Taiwanese market. Its intended use is Soft Tumor Ablation which includes major applications such as symptom relief for Uterine Fibroids and Adenomyosis as well as Pain Palliative Care. The device is not restricted to any specific brand or model of commercial MRI system.

The ArcBlade is the first of its kind, employing a patented ARC Assembly located above the patient while they lie face upwards in a supine position. The fully automated ARC Assembly houses a proprietary phased array ablation transducer that can be directed through precise MRI guidance during treatment. Its real-time thermal imaging helps the operator easily locate the ablation point with comprehensive information about the internal temperatures of each of the ablation points.

For more information: <http://www.episonica.com/>



友華生技醫藥股份有限公司

Orient EuroPharma Co., Ltd.

Booth No.

C19,C20

Founded in 1982, Orient EuroPharma Co., Ltd (OEP) was officially listed in the Gre-Tai Securities market in 2003, and consolidated net sales exceeded \$5 billion in the 2014 financial year. Currently, OEP has more than 800 staffs worldwide, in which over 40% are overseas employees. OEP's products include pharmaceuticals, cancer drugs, cosmeceutical, infant & adult nutrition and healthcare products. OEP also established a subsidiary company focused on developing and manufacturing new drugs. OEP is one of multinational pharmaceutical companies able to integrate pharmaceutical research & development, clinical trial, manufacture and marketing in Taiwan. In 2013, OEP was named 2nd Benchmark Pharmaceutical Company in 2013 The Leading Biomedical Businesses of Taiwan by the Institute for Biotechnology and Medicine Industry. CommonWealth Magazine also placed OEP among the top 2000 large enterprises since 2012. In 2015, Listed as one of the top 100 businesses that the new generation most aspires to work for by Cheers: Happy Workers magazine.

For more information: <http://www.oep.com.tw/zh-tw>



Booth No. **C10,C13**

Company Richard Wolf is one of the world's leading manufacturer of endoscopes and electronic equipment for minimal invasive surgery. With the extensive high-quality gynaecological endoscopy products, R. Wolf highlight at this year's APAGE & TAMIG annual congress the innovative SecuFix uterus manipulator. The only system with distal illumination and atraumatic and safe fixation using vacuum aspiration. Because of the universal, conical dome and adjustable uterus probe, an adaption to all anatomical variations is possible – one size fits all! We are very pleased to see you at our booth no. C10 & C13!

For more information: <http://www.richard-wolf.com/endoscopes.html>



Booth No. **C11,C12**

Baxter International Inc. provides a broad portfolio of essential renal and hospital products, including home, acute and in-center dialysis; sterile IV solutions; infusion systems and devices; parenteral nutrition; biosurgery products and anesthetics; and pharmacy automation, software and services. The company's global footprint and the critical nature of its products and services play a key role in expanding access to healthcare in emerging and developed countries. Baxter's 50,000 employees worldwide are building upon the company's rich heritage of medical breakthroughs to advance the next generation of healthcare innovations that enable patient care.

For more information: <http://www.baxter.com.tw/>



Booth No. **C14**

Ethicon is committed to advancing surgical care worldwide to enhance patients' lives. At Ethicon, we are bringing people together from around the world to create innovative solutions that are advancing surgery and having life-changing impacts in health care. We offer healthcare professionals solutions that address the key challenges of today's surgical procedures in order to optimize patient outcomes. In an increasingly challenging healthcare environment, Ethicon offers a solutions partnership to help meet your clinical and economic needs. Understanding your options for surgery can lead to faster healing and better outcomes. Find a surgeon near you who performs minimally invasive surgery. We bring people together from around the world to create innovative solutions that advance surgery and improve lives every day.

For more information: <http://www.jjmt.com.tw/>



Booth No.

C4,C5

Founded in 1970. Our handling lines are concentrated on Medicine, Surgery Obstetrics & Gynecology, Pediatrics, Cardiology Gastroenterology, Neurology/Psychiatry, Radiology/Nuclear Medicine Emergency care; Business objects include hospitals general practitioners and laboratory field. Besides generally direct introduction of our products to doctors and reference, we also hold seminars at intervals and meanwhile participate in every relevant and important medical exhibition to demonstrate our products.

Also, it is always our consistent policy of management with which we have devoted ourselves to our business, to provide all of our customers with the best after-sale service. Therefore, we did a lot of manpower and financial supports in establishing our own local maintenance network by that we have already won good reputation.

LAGIS[®]

Booth No.

C6

LAGIS established in the year 2004, in Taichung, Taiwan.

LAGIS dedicate to manufacture and to provide better solution and effective surgical products to more than 40 countries in the world. Inside the level of integration, we are proud that LAGIS is fully integrated, from R&D, regulatory, tooling development, manufacture to sterilization. In the past 12 years, we work closely with surgeons worldwide. LAGIS has been investing strategically in Research and Development, to serve our users effectiveness and quality. We collect opinions and suggestions from professionals and make our devices up-to-date and better. Ideas turn into devices never-ending for LAGIS, because we insist on providing excellent choices to surgeons. The most important value is that innovation and improvement are not only LAGIS's goal but also our responsibility for good. As a medical-device manufacturer, LAGIS regards patient's welfare as our aim. We care for post-surgery quality, and not only refine our products in laparoscopy surgery field but also enthusiastically invent the devices that improve safety.



Booth No.

C21

Double Success Co., Ltd. is a leading distributor of quality surgical products, disposables, and equipment in Taiwan. For over forty years, Double Success has been helping large and medium-sized manufacturers of medical products expand their markets and penetrate the medical community in Taiwan. Our proven experience in medical distribution, technical expertise, and extensive sales network in Taiwan enable us to consistently develop new client relationships and grow our existing clientele.

For more information: <http://dsmed.com.tw/>



Booth No.

C17

As a family-owned and operated business, we have been developing, manufacturing and marketing medical devices for professional use across a wide field of clinical applications for five generations. We are valued throughout the world as an integral and reliable partner to physicians and specialty medical personnel, and we are distinguished by our expert advice as well as our progressive approach in the market. The driving force in everything we do is the continuous development of medical instruments and equipment that form an integral part of medical procedures in many countries. We will continue to play our part in the years ahead in ensuring that patients receive the best possible technological solutions for medical treatment. As a leading manufacturer, we consider it our duty to maintain ongoing improvements to medical procedures through product innovations, comprehensive services and training programs.

For more information: <https://www.erbe-med.com/globalHome/index.php>



Booth No.

C1

LiNA Medical is a leader in innovative solutions for Minimally Invasive Surgeries in gynecology. Through technology development, we provide instruments to ensure patient comfort, shorter procedure times and safer environment for surgeons and perioperative nurses. With dedicated focus on gynecology, we understand the needs and requirements that enables us to develop specialised solutions for gynaecological procedures.

LiNA's R&D is founded in the long tradition of Danish design and highest standards of quality, supported by production in own facilities in the EU.



Booth No.

C3

Sony is leading the way in 4K imaging technology and introducing 4K surgical monitors, which are designed for real-world medical environments. The extra resolution of 4K means a clearer view of fine details than conventional medical monitors. You will see the difference with less pixilation, even when zooming in for a magnified view. Sony's advanced OptiContrast Panel design cuts distracting screen reflections, boosting image contrast under the glare of bright OR lights. Another powerful A.I.M.E (Advanced Image Multiple Enhancer) makes it much easier to tell on-screen structure, edges and subtle color differences. Sony's 4K technology simply opens up entirely new potential in surgery applications, medical education and trainings in and out of the operating rooms.



Booth No.

C18

Uni Pharma is founded in 1998 with the vision is to be the best solution for unmet medical needs. Our mission is to provide the patient-centered products embedded by our core values of professionalism, passion, integrity, care and responsibility. Uni Pharma mainly focuses from the beginning was the distribution of international pharmaceutical drugs, medical devices and diagnostic tests in areas of Oncology, Gynecology, Orthopedics, Neurology, Anesthesiology, and Cardiology. Uni Pharma's distribution channel covers major medical centers, regional hospitals, area hospitals and clinics. Since 2004, Uni Pharma started to develop self-pay market and biologic products. In 2010, Uni Pharma started to move into drug development area by collaborating with Raptor Pharmaceuticals in US to co-develop Convivia™ for ALDSH2 Deficiency. Moreover, Uni Pharma successfully licensed in DR-70® ELISA test as a tumor marker from US in 2013 and then established GMP facility in 2014 to supply DR-70® to Asia countries.

For more information: <http://www.uni-pharma.com/en>



Booth No.

C2

Arison Co. LTD., specializes in distribution of medical device, is a major subsidiary of the Grancosma Group. Established in 2006, our main products come from Fidia Farmaceutici S.p.A and Anika Therapeutic. Fidia Farmaceutici S.p.A was established in 1946 and as the largest R&D and manufacturer of Hyaluronic Acid (HA) based products in the globe. It's over 100 products covers application for orthopedic, ophthalmology, surgical and trauma, and is available in over 50 countries. Anika was founded in 1992, using latest HA technology it offers top of the line products for orthopedic surgery and tissue protection and repair. Our company mission is to bring better health to our customers. We have a team of expert consultants with extensive knowledge on Hyaluronic Acid. All of our products are FDA approved or is granted CE marking. In gynecology filed now we have Hyalobarrier for adhesion prevention after pelvic surgery and Hyalofemme as treatment for vaginal dryness.

stryker

Booth No.

C22

Stryker is one of the world's leading medical technology companies and, together with our customers, we are driven to make healthcare better. The Company offers a diverse array of innovative products and services in Orthopaedics, Medical and Surgical, and Neurotechnology and Spine that help improve patient and hospital outcomes. Stryker is active in over 100 countries around the world.

For more information: <http://www.stryker.com/en-us/glp/index.htm>



GMT

Gynecology and Minimally Invasive Therapy

Call for Paper

Gynecology and Minimally Invasive Therapy (GMT) is the official peer-reviewed open access journal of the Asia-Pacific Association for Gynecologic Endoscopy and Minimally Invasive Therapy (APAGE), Japan Society of Gynecologic and Obstetric Endoscopy and Minimally Invasive Therapy (JSGOE), PhPhilippine Society for Gynecologic Endoscopy (PSGE), and Taiwan Association of Minimally Invasive Gynecology (TAMIG). This quarterly published journal, by Elsevier, is indexed in Scopus, ScienceDirect, Scholars Portal, Emerging Sources Citation Index (ESCI), and EBSCO host, INIST-CNRS, OhioLINK and SwetsWise Online Content and aims to publish original research and review papers on minimally invasive therapies, such as gynecologic endoscopy (including laparoscopy, hysteroscopy, cystoscopy, and etc.), vaginal surgery, small incisional surgery, sono-guided therapy, biological and/or immunotherapy therapy, women's health issues and related scientific fields of study. Manuscripts on clinical, laboratory, educational and social research in the relevant fields are eligible for consideration.

Topics include (but are not limited to):

- Minimally invasive surgery
- Image-guidance aspiration or intervention (with Figure/Video)
- Biological therapy
- Basic science studies in the related fields

Details at: www.e-gmit.com

Submission: www.evise.com/evise/jrnl/gmit


For any further inquiries, please contact us at gmit.apage@gmail.com



Alexis 艾力克斯

安全環型開腹撐開器

Alexis 提供360度環型傷口保護及傷口支撐



OB/GYN uses :
Tubal Ligation
Bilateral Salpingo Oophorectomy
Hysterectomy
Mini-Laparotomy
Myomectomy
C-Section



總代理



達聖有限公司
DOUBLE SUCCESS Co., LTD.

<http://www.dsmed.com.tw>

衛署醫器輸字第010846號

GENERAL INFORMATION

CONGRESS VENUE

Taipei International Convent Center
No. 1, Hsin-Yi Rd., Sec. 5
Taipei City, Taiwan
www.ticc.com.tw

APAGE

Dept. of OB/GYN
Chang Gung Memorial Hospital
No. 5, Fuxing St., Guishan Dist.
Taoyuan City, Taiwan
www.apage.mit.com

TAMIG

Dept. of OB/GYN
Chang Gung Memorial Hospital
No. 5, Fuxing St., Guishan Dist.
Taoyuan City, Taiwan
www.tamig.org

OPENING HOURS

| | | | |
|--|----------|-------------------------------|-------------|
| Congress Hours | Friday | 4 th November 2016 | 08:30-18:30 |
| | Saturday | 5 th November 2016 | 08:30-17:30 |
| | Sunday | 6 th November 2016 | 08:00-16:00 |
| Registration Desk (Main Entrance, 1 st Floor) | Friday | 4 th November 2016 | 07:30-18:00 |
| | Saturday | 5 th November 2016 | 07:30-17:30 |
| | Sunday | 6 th November 2016 | 07:30-15:30 |
| Preview Room (Room 202, 2 nd Floor) | Friday | 4 th November 2016 | 07:30-17:00 |
| | Saturday | 5 th November 2016 | 07:30-17:00 |
| | Sunday | 6 th November 2016 | 07:30-15:00 |
| Poster Exhibition (Main Entrance, 1 st Floor) | Friday | 4 th November 2016 | 08:30-17:00 |
| | Saturday | 5 th November 2016 | 08:30-17:00 |
| | Sunday | 6 th November 2016 | 08:30-15:00 |
| Industry Exhibition (Room 101, 1 st Floor) | Friday | 4 th November 2016 | 08:30-17:00 |
| | Saturday | 5 th November 2016 | 08:30-17:00 |
| | Sunday | 6 th November 2016 | 08:30-15:00 |

CONGRESS LANGUAGE

English is the official congress language. A simultaneous translation will not be available. Cross-Strait Forums will be in Chinese.

NAME BADGE

Upon registration all participants will receive a name badge, which must be worn visibly for the entire duration of the congress. Your name badge acts as your entrance ticket for the congress.

TAMIG GENERAL ASSEMBLY

Assembly of TAMIG members on Saturday, 5th November from 15:00 - 17:30 (4F VIP Room)

COFFEE BREAKS / SNACKS

Snacks and refreshments are included in the registration fee during the official break times. The catering is located in Room 101 at the exhibition area.

MOBILE PHONES

All mobile phones must be switched off or silent mode during the scientific sessions.

AVAILABILITY OF SEATS IN THE SESSION HALLS

As the scientific program offers numerous parallel sessions in meeting rooms of different capacity, we strongly recommend to be in the session hall of your choice early as we obviously cannot guarantee availability of free seats in all sessions for all participants.

PROGRAM CHANGES

Last minutes changes due to functional, private or organizational needs can be necessary. The event organizer accepts no liability for any additional cost caused by a change of program.

WELCOME RECEPTION

Welcome Reception will take place in 3F Banquet Hall on Friday, 4th November 2016 directly after the Keynote Lecture 1 (free of charge for congress participants).

PRESIDENTIAL DINNER

Presidential Dinner will take place at the 33th Floor of the Taipei World Trade Center Club on Friday, 4th November 2016 which is across the street from the congress venue. Staff will be available at the lobby to take guests to the dinner venue. Invitation card is required upon admission.

GALA DINNER

Gala Dinner will take place at the 5F Grand Ballroom I at the Taipei Marriott Hotel (No. 199, Lequn 2nd Road, ZhongShan Dist., Taipei City) on Saturday, 5th November 2016. The transportation service will be available at the 1st floor lobby at 17:30. Pre-registration is required to attend the Gala Dinner.

PUBLIC TRANSPORT

Taipei Rapid Transit red line. Station: Taipei 101/ World Trade Center Station

PARKING

No free parking is available at the congress venue.

SURROUNDING MAP



LEUPLIN[®] DEPOT

解決你的困擾

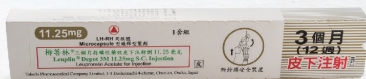
可有效改善子宮肌瘤與相關症狀



LEUPLIN[®] Leuporelin DEPOT

3.75 mg

11.25 mg



11.25 mg



衛署藥輸字第025193號 健保藥品代碼 BC251932CN



3.75 mg



衛署藥輸字第025934號 健保藥品代碼 BC259342AA



台灣武田藥品工業股份有限公司

104台北市南京東路三段217號7F

(02)2712-1112 使用前請詳閱說明書警語及注意事項，詳細文獻資料備索



GYN 75 1.0 01/2016/A-E

Discover New Horizons in Hysteroscopy

Combine the reusable hysteroscopic IBS® shaver with the innovative fluid management system Hysterosomat E.A.S.I.®

STORZ
KARL STORZ – ENDOSKOPE
THE DIAMOND STANDARD