

# APAGE

THE ASIA-PACIFIC ASSOCIATION FOR GYNECOLOGIC ENDOSCOPY AND MINIMALLY INVASIVE THERAPY

## Annual Newsletter 2016

### FEATURING

*Reflections on 2016 Main Events*

*2017 Upcoming Events*

*Photo Gallery*



[www.apagemit.com](http://www.apagemit.com)


Emails: [mit.apage@gmail.com](mailto:mit.apage@gmail.com)

[gynendowebcontact@gmail.com](mailto:gynendowebcontact@gmail.com)



APAGE

# Future Events




IRCAD Advanced Course  
2016.11.07-09  
Changhua, Taiwan



Int'l Symposium on  
Gynecologic Oncology  
2017.02.10-12  
Seoul, Korea



APAGE Reproductive  
Surgery Workshop  
2017.07.22-23  
Changhua, Taiwan



ASPIRE 7th Congress  
2017.03.30-04.02  
Kuala Lumpur, Malaysia



MIS Hands-on Workshop  
2017.07.05-07  
The Academia, Singapore



APAGE 18th  
Annual Congress  
2017.09.07-09  
Okayama, Japan

# Contents

3 ————— About APAGE

4 ————— The Board of Directors & Founding Board

5 ————— International Board Members

6 ————— Welcome Messages

7 ————— 18th Annual Congress

## Main Events Through the Year

8 ————— 16th Annual Congress

11 ————— 13th Laparoscopic Gynecologic Oncology Surgery & Hands-on Animal Workshop

14 ————— 2016 APAGE Regional Congress, Singapore

18 ————— 2016 Reproductive Surgery & Fluorescence Imaging Workshop

20 ————— 10th Reproductive APAGE Cadaveric Hands-on Workshop

22 ————— APAGE International Endoscopy Fellowship

19 ————— Young APAGE Group (YAG)

20 ————— APAGE Accreditation

# About APAGE

The Asia-Pacific Association for Gynecologic Endoscopy and Minimally Invasive Therapy (APAGE) was officially formed in 2003 by a group of committed endoscopists from the Asia-Pacific region (Bao-Liang Lin, Chyi-Long Lee, C.Y. Liu, Chih-Feng Yen, Felix Wong, Joo-Hyun Nam, Keen Whye Lee, Pong Mo Yuen, Prashant Mangeshkar), whom recognized the need to share research achievements and further professional training in gynecological endoscopy.

APAGE represents over 15 associations in the gynecologic field worldwide. APAGE provides various scientific and educational activities for doctors; for example, workshops for laparoscopic gynecologic oncology surgery, MIS surgery and reproductive medicine.



The APAGE Annual Congress is also the one of major gynecologic events in the Asia-Pacific region. We also organize congresses in conjunction with our affiliate societies, which have become increasingly popular within the region. From 2012, we published our official journal, Gynecology and Minimally Invasive Therapy (GMIT), for offering doctors an option to share their latest academic research achievements. APAGE also endeavors to promote the educational exchanges between hospitals and countries; more than 200 doctors have completed the training program of APAGE.

We started our annual congress since 2004 and launched Laparoscopic Gynecologic Oncology Surgery & Hands-on Animal Workshop from 2006 for providing all experts in the region with practical training and a platform to exchange their experiences. In 2007, the idea of Regional Meeting was brought out for connecting the diverse professional interests and the need of different regions. Also, we started the single-port surgery workshop, and Robotics Master Course in Gynecology in 2011. From 2014, APAGE has associated with AITS-IRCAD Taiwan on organizing reproductive surgery workshop focusing on hysteroscopy training. Over the past 13 years, APAGE has gathered a number of inspiring topics and expertise since our goal was to provide a platform for the gynecologist who desired to enhance their surgical skills and knowledge. Gynecologic endoscopy and minimally invasive therapy is a field that is gradually expanding, and always has newest technologies and instruments. As for the continuously research and practical practice, laparoscopic gynecologic surgery has gained popularity due to developments in illumination and instrumentation that lead to the emergence of laparoscopy in the past decades as a credible diagnostic as well as therapeutic intervention. APAGE is horned to share some of the responsibilities to make contributions to both medical field and the public. The progress is non-stopped; we welcome everyone to join us and assist to lend an impetus to the field of minimally invasive gynecologic surgery.

# Board of Directors

# Founding Board



**Chairman, APAGE Board of Trustees**  
Prof. Chyi-Long Lee  
*Taiwan*



Prof. Prashant Mangeshkar  
India



**President**  
Prof. Jinghe Lang  
*China*



Prof. Keen Whye Lee  
Singapore




**President-Elect**  
Dr. Guang-Perng Yeh  
*Taiwan*



Prof. Yasuyoshi Hayashi  
Japan



**Immediate Past President**  
Dr. Sevellaraja Supermaniam  
*Malaysia*



Prof. C.Y. Liu  
U.S.A.



**Treasurer**  
Dr. Keen Whye Lee  
*Singapore*



Prof. Felix Wong  
Australia



**Secretary General**  
Dr. Chih-Feng Yen  
*Taiwan*



Prof. Pong Mo Yuen  
Hong Kong

# Affiliate Societies

## The APAGE International Board Members



### China

Chinese Gynecological Endoscopic Group (CGEG)  
Jinghe Lang, M.D.



### Korea

Korean Society of Gynecologic Endoscopy (KSGE)  
Duk-Soo Bae, M.D., Ph.D.




### China

Chinese Gynecological Endoscopic Group (CGEG)  
Enlan Xia, M.D.



### Macau

Macau Obstetricians and Gynecologists Association (MOGA)  
Wai-leng Fong, M.D.



### Hong Kong

The Hong Kong Gynaecological Endoscopy Society (HKGES)  
Wilfred Wong, M.D.



### Philippines

Philippine Society for Gynecologic Endoscopy (PSGE)  
Angela Aguilar, M.D.



### India

Indian Association of Gynaecological Endoscopists (IAGE)  
Rajendra Sankpal, M.D.



### Taiwan

Taiwan Association for Minimally Invasive Gynecology (TAMIG)  
Guang-Perng Yeh, M.D.



### Indonesia

Indonesian Gynecological Endoscopy Society (IGES)  
Wachyu Hadisaputra, M.D., Ph.D.



### Thailand

Thai Society of Gynecologic Endoscopists (TSGE)  
Amphan Chalermchokcharoenkit, M.D.



### Japan

Japan Society of Gynecologic and Obstetric Endoscopy and Minimally Invasive Therapy (JSGOE)  
Toshiyuki Takeshita, M.D., Ph.D.



### Malaysia

Obstetrical and Gynaecological Society of Malaysia (OGSM)  
Zainul Rashid Mohd Razi, M.D.



It is my great pleasure to welcome you all to the 17<sup>th</sup> Annual Congress. I would like to recognize Dr. Guang-Perng Yeh, the chairman of the congress, and the Organizing Committee for their important contributions and dedication in organizing such a successful event.

As an association that committed to promote gynecological endoscopy and minimally invasive therapy, APAGE has held many international events all over the world with the goal of providing an academic exchanges platform and featuring the latest advancement in the gynecologic endoscopic field. We have also gathered lots of inspirational topics and expertise since our establishment and provided with the endoscopists, whom wish to enhance their surgical skills and knowledge, the opportunity over the past 14 years.

Annual Congress is the major event for APAGE. Last year, Professor Jinghe Lang hosted the 16<sup>th</sup> Annual Congress in Beijing, and we had over 3000 participants to enjoy this great occasion with us. This year, over 50 countries/ regions of invited faculty and delegates are attending the 17<sup>th</sup> Annual Congress in Taipei. On behalf of the Organizing Committee, we are exciting to introduce the highlights of the congress which is the revolution of the fourth generation surgery - Natural Orifice Transluminal Endoscopic Surgery (NOTES) and the advanced instruments – da Vinci Xi<sup>®</sup> Surgical System. I believe the Organizing Committee has made our 17<sup>th</sup> Annual Congress splendid and full of dynamic. Moreover, the 18<sup>th</sup> Annual Congress will be held in Okayama, Japan and hosted by Professor Masaaki Andou. We are looking forward to have a massive international congress and hope to see you all again in Japan.

The positive feedbacks we received from the participants in the past not only encouraging but also indicating that the continual of these events is a great opportunity for exchange experience and learning between members and experts. In addition, many hospitals' training facilities around the Asia-Pacific Region have become APAGE's training centers through certification system — ACMIG. There are more facilities are on their way to be certified next year.

Issued since 2012, our journal, GMIT (Gynecology and Minimally Invasive Therapy), seeks to share scientific research, review papers and studies, has acquired the accreditation of ESCI this year. We are expecting to acquire more recognition in the future and always welcome paper submission to GMIT.

Once again, this congress will be an excellent opportunity for both cultural and scientific exchange. I wish all the participants a rewarding and memorable experience from this event in Taiwan. With everyone's effect and support, APAGE will have a bright future and I very much appreciate it.

Professor Chyi-Long LEE  
Chairman of the Board of Trustees



First of all, I want to thank Asia-Pacific Association for Gynecologic Endoscopy and Minimally Invasive Therapy (APAGE) for allowing me to serve as President and be a part of an organization. I would also like to take this chance to thank the Organizing Committee of the 16<sup>th</sup> APAGE and all the speakers and participants who attended the 16<sup>th</sup> annual congress last year held in Beijing. It was a great chance to get together with everyone in such delightful event.

This year, on behalf of APAGE, We welcome all of you to the 17<sup>th</sup> APAGE Annual Congress co-hosted by Taiwanese Association for Minimally Invasive Gynecology (TAMIG) in Taipei from Nov.04 to Nov.06, 2017. Through this great opportunity, we are looking for scientific exchanging with everyone.

The year of 2016 was a remarkable year for APAGE. Since 2012, Our journal, GMIT (Gynecology and Minimally Invasive Therapy), we see it as a platform to share research, review papers and studies in the scientific field, I am very proud to announce that we have acquire the accreditation of ESCI this year as we continue to gain reputation within the gynecologists around the Asia-Pacific Region. We expect to gain more recognition in the future.

In 2016, APAGE hosted two regional meetings which were extremely successful, Thanks to Professor Bernard Chern and Professor Duan Hua for their sensible leadership and high-performance teamwork. APAGE also hosted around 15 workshops and symposiums, highly appreciate Philippine, Thailand, Malaysia for the cooperation and effort. It's because of every country and regions' participation, minimally invasive therapy has reached to a higher level in Asia-Pacific.

Since 2015, APAGE aim to have more workshops, for example through Cadaveric workshops, it provided an opportunity for trainees to comprehend minimally invasive therapy. The 10th Reproductive APAGE cadaveric Hands-on Workshop held in Bangkok and co-organized with Thai Society of Gynaecologic Endoscopists (TSGE) was a great success, so as the endorsement workshops over Asia-pacific area such as Philippine, Malaysia, etc. A high productivity year of 2016 and we must continuously improve ourselves with humble attitudes. Thanks to those great opportunities to exchange advanced knowledge and level up the academic standard among members and experts.

Again, APAGE would like to express our deepest gratitude to who will have participated in this annual congress, it is because of your presence and involving makes this event meaningful. We look forward to your continuous support in APAGE.

Professor Jinghe LANG  
President of APAGE

Event Date

September 7 (Thurs.) — 9 (Sat), 2017

Venue

Okayama Convention Center  
 14-1 Ekimoto-machi, Kita-ku, Okayama 700-0024, Japan  
 TEL +81-86-214-1000  
 FAX +81-86-214-3600

Important Dates

Early Bird Registration  
 March 1 - May 31, 2017  
 Regular Registration  
 June 1 - July 31, 2017  
 Abstract Submission Deadline  
 May 15, 2017

For more information or to register please visit <http://www2.convention.co.jp/apage2017/>



It is my great pleasure to welcome you all to the 18<sup>th</sup> APAGE Annual Congress to be held in conjunction with the 57<sup>th</sup> Japan Society of Gynecologic and Obstetric Endoscopy and Minimally Invasive Therapy in Okayama, Japan. This is the third congress to be held here in Japan, the last being in 2011, in Osaka city.

It is a great honor to be president of a congress that boasts a program of presentations from top class endoscopists from all over the world as well as the opportunities to share in innovative workshops led by experts in the field. We hope that this congress provides each and every participant the chance to share in the knowledge gained from the experience of the presenters, we are so lucky to have with us.

Okayama is a city surrounded by the Chugoku mountains and skirted by the beautiful Seto Inland Sea. The black 'crow' castle provides stunning backdrop to a city rich in culture, tradition and modern architecture. Okayama is home to Korakuen, a garden famed to be one of Japan's most beautiful traditional gardens. Thanks to this perfect location and mild climate, Okayama is well known for its delicious fresh fruit and seafood.

Kurashiki Medical Center, the institute where I have been working for around 30 years is located in the nearby city of Kurashiki. This city is also well known for its beauty and history. The Bikan Historical District, tucked away in the heart of the city, is wonderful place for a stroll.

We hope that this congress will provide the opportunity for meaningful discussion on techniques, innovations, minimally invasive approaches, surgical skills, instrumentation and technology in surgery. We also hope it gives all of you the chance to get to know the real Japan, something you can only experience outside the major cities.

We are looking forward to seeing you in Okayama. Enjoy the congress and the atmosphere of Japan. May this congress result in the building of many bridges of friendship and professional fellowship.

Professor Masaaki ANDOU  
 Chairman of the Organizing Committee  
 of 2017 Annual Congress

# 16<sup>TH</sup> ANNUAL CONGRESS

Beijing International Convention Center  
Beijing, China | November 5 - 8, 2015



The sixteenth annual meeting of APAGE was held in Beijing, China on November 5<sup>th</sup> to 8<sup>th</sup>, 2015. Different with the meetings before, this was a joint activity combining 16<sup>th</sup> APAGE annual congress and 7<sup>th</sup> National Academic Conference of Gynecologic Endoscopy and Minimally Invasive Therapy and the content was so affluent and wonderful.

In this year, I participated in the YAG (young APAGE Group) video presentation and competition again. YAG is a group aiming to promote young endoscopists without membership fees. The one who is less than 40-year-old or receive training at APAGE accredited centers in the past five years is qualified for YAG. Sharing your surgical videos is the only obligation of YAG and you can pick one of them to join the annual competition.

The video forms in the competition required narrations in English and a fluent video editing limited in five minutes. I realized the procedures of editing a film have a lot of benefits. Firstly, I needed to review a whole film repeatedly and choice the most important clips. In this step, it forced me to re-think the necessity of each procedure and made an amazing self-improvement. Second, to complete the smooth narrations, I needed to make a brief English manuscript before recording and I could practice my English speaking and expression in the process. Besides, in the live congress, competing with the worldwide doctors lead to a virtuous competition and raised our international viewpoint. In my opinion, the program not only provided an open competing platform but stimulate all the young doctors to upgrade the abilities of surgical skills, English speaking, language expression and international exchange. The prizes were two glided and delicate-framed needle holders made in Karl Storz Company which almost synonymous to the developing endoscopic techniques for the endoscopists. They went to Dr. Alexandria See in Singapore and Dr. Chao Peng in China. The numbers in this competition was double than 2014 and I hoped there is more YAG membership to share with each other in the next few years.

All the speakers this year benefited me a lot and I

annotated two of them impressed me the most. There was a speech named "Minimal invasive surgery for Vulva Cancer" presented by Dr. Yifeng Wang from Zhujiang Hospital, South Medical University, Guangzhou, China. He revealed the video and results of laparoscopic inguinal lymphadenectomy. He worked in a space near the femoral area of bilateral thigh via a hypogastric subcutaneous approach. The average operative time was about 80 minutes, a blood loss was almost less than 10 ml and the hospitalization period was about 11 days. It a brand-new field for me and shocked me a lot.

Another speech regarding an instrument for endometrial ablation, "Cardea", was presented by Dr. Limin Feng from Beijing Tian Tan Hospital, Capital Medical University, Beijing. The Cardea had the patent, created by their national group, looked like the NovaSure (Hologic, Inc., Bedford, MA, USA) with a fan-like shape contacting the endometrial cavity well and damaged the endometrium though thermal ablation. In her presentation, its effect was almost compatible with hysteroscopic ablation but owned higher efficiency. Comparing with other commercially available but expansive products, the Cardea may occupy a big market in the future.



Thank APAGE and Chinese Medical Association to organize this educational congress. I learned a lot and did look forward to the next one held in Taiwan.

Dr. Hsin-Hong KUO  
Chang Gung Memorial Hospital  
Linkou, Taiwan



APAGE BOARD MEMBERS



APAGE LIFETIME ACHIEVEMENT RECIPIENT—  
PROF. ENLAN XIA PRESENTED BY DR. K.W.  
LEE AND PROF. C.L. LEE.

OPENING CEREMONY



HANDOVER CEREMONY BETWEEN OUTGOING PRESIDENT DR.  
SUPERMANIAM AND INCOMING PRESIDENT PROF. JINGHE LANG.



WELCOME RECEPTION



# GMIT

Gynecology and Minimally Invasive Therapy

## Call for Paper

*Gynecology and Minimally Invasive Therapy (GMIT)* is the official peer-reviewed open access journal of the Asia-Pacific Association for Gynecologic Endoscopy and Minimally Invasive Therapy (APAGE), Japan Society of Gynecologic and Obstetric Endoscopy and Minimally Invasive Therapy (JSGOE), PhPhilippine Society for Gynecologic Endoscopy (PSGE), and Taiwan Association of Minimally Invasive Gynecology (TAMIG). This quarterly published journal, by Elsevier, is indexed in Scopus, ScienceDirect, Scholars Portal, Emerging Sources Citation Index (ESCI), and EBSCO host, INIST-CNRS, OhioLINK and SwetsWise Online Content and aims to publish original research and review papers on minimally invasive therapies, such as gynecologic endoscopy (including laparoscopy, hysteroscopy, cystoscopy, and etc.), vaginal surgery, small incisional surgery, sono-guided therapy, biological and/or immunotherapy therapy, women's health issues and related scientific fields of study. Manuscripts on clinical, laboratory, educational and social research in the relevant fields are eligible for consideration.


### Topics include (but are not limited to):

- Minimally invasive surgery
- Image-guidance aspiration or intervention (with Figure/Video)
- Biological therapy
- Basic science studies in the related fields

Details at: [www.e-gmit.com](http://www.e-gmit.com)

Submission: [www.evise.com/evise/jrnl/gmit](http://www.evise.com/evise/jrnl/gmit)

For any further inquiries, please contact us at [gmit.apage@gmail.com](mailto:gmit.apage@gmail.com)



APAGE

ELSEVIER



# 13<sup>TH</sup> LAPAROSCOPIC GYNECOLOGIC ONCOLOGY SURGERY & HANDS-ON ANIMAL WORKSHOP

FOCUS ON ENDOMETRIAL CANCER  
**Covidien Center of Innovation**  
**Shanghai, China | March 18 - 19, 2016**

**T**he 16<sup>th</sup> Annual Congress of the Asia-Pacific Association for Gynecologic Endoscopy and Minimally Invasive Therapy ( APAGE ) was held in Beijing, China on November 5-8, 2015 and I would like to congratulate APAGE and Chinese Society of Gynecology Endoscopy ( CSGE ) a job well done for organizing such a huge event.

The four days APAGE Annual Congress program was packed with variety of interesting topics from common gynecology, fertility and oncology, brought by many world-class endoscopy surgeons from many different countries to share their knowledge and skills in lectures and live demo surgery. It was attended by endoscopist from all over the world. And being a part of this wonderful event was a great honor for me.



YAG SESSION

I learned many new knowledge and innovative techniques from the lectures and live surgery. And last but not the least, it was a great chance to meet old friends and make new ones with those who share the same passion and heart in Minimally Invasive Surgery.

I personally believe Minimally Invasive Surgery will be the future of gynecology surgery as more and more innovative techniques invented for the good of patient and patient's safety because it offers benefits over conventional surgery. I strongly recommend those who interested in Minimally Invasive Surgery to attend APAGE Annual Congress in the future activities.

Dr. Andry LO  
Rumah Sakit Pondok Indah- Puri Indah  
Jakarta, Indonesia

I was very privileged to attend the 2016 Shanghai APAGE Laparoscopic Gynecologic Oncology Surgery & Hands-on Animal Workshop held in Shanghai, China last March 18-19, 2016.

I am a general Gynecologist who is currently a 1-year fellow in Gynecologic Endoscopy at Linkou Chang Gung Memorial Hospital, Taoyuan, Taiwan but I felt that I can still use the key points that I have picked up from the lectures, video presentations and hands-on workshop of the 2-day conference in my own practice when I go back home.

Several noted speakers have delivered interesting lectures in the mornings. Exciting video clips were shown, garnering exclamations from the audience, especially that of spectacular vascular injuries during laparoscopic surgeries and how to manage them. Different techniques were also presented, prompting discussions that carried on pass the limits of the time allotted for such.

In the afternoons, the group was split into two. The first group had their hands-on animal workshop while we had our video session moderated by Dr. C.K. Khoo and Dr. Ichnandy Rachman and supervised by Dr. Kuan-Gen Huang. We presented our videos and saw how others had made their videos. Constructive comments were given by the moderators, as well as by other gynecologic laparoscopists, helping to guide us in improving our video editing skills. If the videos are

made well, this can also help us learn or improve our laparoscopic surgical techniques as these are all about how to perform different procedures.

On our second afternoon, we attended the animal workshop, led by Prof. Chyi-Long Lee. It gave us the opportunity to familiarize ourselves with the instruments (as we are still in training) as well as to perform procedures that we would be too afraid to do on our patients such as injuring a major vessel and repairing it, transecting the ureter, injuring the bladder and injuring the bowels then repairing them, retroperitoneal space dissection and lymph node dissection. It not only gave us knowledge on what to do when these incidents occur but also the confidence to repair them after being guided by our tutors.

Overall, this workshop showed me that there is still so much to learn and that there are so many generous people who are willing to share what they know with us. Thank you, APAGE, for arranging this workshop, for teaching us so that we can give our patients even better care when we go back home.



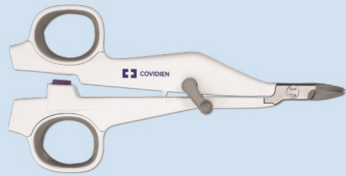
Dr. Minette T. YAP  
Chinese General Hospital and Medical Center  
Manila, Philippines



## More Energy. More Places.




Laparoscopic  
Ultrasonic Dissection




Open Small Jaw Vessel Sealing



Open Vessel Sealing



Laparoscopic Vessel Sealing



Laparoscopic Multifunction



Bipolar



Monopolar



ForceTriad™  
Energy Platform

# 2016 REGIONAL CONGRESS

## ANATOMY AND INNOVATION

### ROAD TO SAFE AND EFFICIENT PELVIC SURGERY

SingHealth Duke-NUS OBGYN Academic Clinical Programme

#### Academia

Singapore | June 13 - 17



**O**n the 13-16<sup>th</sup> June 2016, KK Women's and Children's Hospital MIS Unit held the APAGE Regional Congress 2016 in conjunction with the SingHealth Duke-NUS OBGYN Academic Clinical Programme and the O&G Society in Singapore. The event welcomed over 200 delegates from around the region and as far as Europe.

Throughout the event, the organizers aimed to impart skills and knowledge as well as highlight the latest innovations in minimally invasive surgery, essential to the armamentarium of an accomplished surgeon. This was done effectively over the course of 5 days.

The event started with 2 pre-congress workshops namely i) Surgical Masterclass with A/Prof Alan Lam and ii) Cadaver Workshop and Morcellation Masterclass. During the surgical masterclass, participants were able to operate together with A/Prof Alan Lam. A/Prof Lam taught surgeons of all levels through a total of 6 advanced-level laparoscopic cases. In addition, there was small group discussions on how to tackle difficult cases and deal with complications both intra- and post-operatively.

The cadaver workshop was also a resounding success. It was Singapore's first gynecology cadaveric workshop. The organizers brought together an esteemed panel of international experts to be faculty. Both participants and invited faculty were engrossed in the demonstration of anatomy and the hands-on dissection. In particular, Prof Vito Chiantera managed to inspire the participants with his passion for neuroanatomy. The quality of cadavers was exceptional that it was similar to live surgery minus the blood loss.

The main congress contained a series of lectures and live surgeries which captivated the audience. Other than laparoscopic surgery, the event also featured robotic surgery by Prof Hung Cheng Lai and vaginal surgery by Prof Wolfgang Zubke. Furthermore, there was a video presentation session where Dr. Abhishek Mangeshikar won the first prize for the best video.

It was truly a great time for all to come together to share their experiences and learn from one another. We eagerly await next year's congress.

Alexandria SEE, MRCOG, BSCCP, MBBS  
Secretary-General of the Organizing Committee

I attended Singapore's first hands-on Gynaecology Cadaver Workshop. It was one of the best courses I have attended, equipping me with reproducible knowledge and skill to bring back to the UK. It was held at Academia which boasts state of the art facilities.

The Faculty consisted of an impressive panel of experts led by Associate Professor Alan Lam. There were 2 delegates per station. I was allocated to the Olympus 3D station under the tutorship of Dr. Rakesh Sinha.

The cadavers were a spectacular learning tool for all levels of endoscopic surgeons. It simulated live operation with none of the risks. It provided me a true appreciation of the anatomy of the pelvis. I was able to visualize and laparoscopically dissect in real time what has been taught to me in theory. The steps of hysterectomy, BSO, entering the pelvic side wall, ureteric dissection, systematic pelvic/para-aortic lymphadenectomy and sacrocolpopexy was first demonstrated by the faculty. Subsequently, delegates followed by



reproducing the dissection under one-to-one guidance.

Professor Vito Chiantera demonstrated the neuroanatomy of the pelvis. The skill in which the nerve root plexus were dissected was pure poetry in motion. This allowed me to appreciate the neurological impact extensive pelvic surgery may have on the patient, especially in cases of deep infiltrating endometriosis.

All delegates were so captivated and engrossed in surgery that we gave our tea break a miss. The wealth of experienced gained watching the masters in their field demonstrate their skill more than made up for a 12 hour flight.

I am glad to have part of this workshop and wholeheartedly recommend it to anyone with an interest in MIS.

Dr. Ayshini SAMARASINGHE  
Obstetrics and Gynaecology Registrar  
United Kingdom

I am a year 5 Resident in Obstetrics & Gynaecology. Being in KK hospital, I am exposed to many complicated laparoscopy cases in the course of my training, and I hope to be able to do such cases independently in the future. I have heard many good things about Professor Alan Lam's laparoscopy masterclass from colleagues who have attended his courses. His courses are usually held in Australia, so this is a rare opportunity to learn from him at a fraction of the cost.



Professor Lam combines expert laparoscopy with excellent oratory skills. He is able to give clear explanations on what he is doing. This allows not only his direct surgical assistant, but also the other students in the operating theatre to learn from him.

I remember the case I was assisting him in was a patient with a large adenomyotic uterus and extensive pelvic adhesions secondary to endometriosis, for which we were doing a total laparoscopic hysterectomy. In such cases, identification of the ureters is crucial as endometriosis frequently distorts the anatomy of the ureter, thus making them prone to injury. Professor Lam demonstrated two ways to trace the ureter. On the left, he followed the course of the ureter from the pelvic brim downwards to the bladder. For the right ureter, he went from the other direction, first identifying the obliterated umbilical artery, then opening up the retroperitoneal space and visualising the ureter. The origin of the right uterine artery was conveniently sited here as well, and he ligated it at this point. In doing so, he made a potentially difficult case much easier, and kept blood loss to a minimum.

Overall, I found the whole experience to be a valuable one. I would urge anyone who is interested in laparoscopy to attend this course.

Dr. Ka-Hee CHUA  
Obstetrics and Gynaecology Resident  
Singapore

I am grateful to be able to participate in the entire APAGE Regional Congress. I had a magnificent experience in the two day master class workshop. The live surgeries' performed by A/Prof Alan Lam has equipped me with better knowledge on how to tackle challenging cases. He also demonstrated how to use a variety of latest equipment such as advanced energy devices, 3D systems and flexible endoscopes. The Cadaver Workshop was superb! The opportunity to dissect hands-on has given me a better understanding of the human anatomy. In addition, the Main Congress was full little nuggets of wisdom that I could apply to my surgical practice.

Dr. Chyssa Agnelli EBALLE-PAUIG  
Consultant Obstetrics and Gynaecology  
Philippines





MAIN CONGRESS



# LapBase Cap Reduced-Port Access Platform



# 2016 REPRODUCTIVE SURGERY & FLUORESCENCE IMAGING WORKSHOP

**AITS - IRCAD**  
**Changhua, Taiwan | July 30 - 31**

**A**s a young surgeon and trainee in minimal invasive surgery, the key aspects of any training workshops include the training faculty, materials available for hands-on practice and teaching modules supporting the system. IRCAD Taiwan, a centre of excellence covering all the above mentioned requirements provided me with a completely immersive 2 days in July 2016. I feel I have emerged as a better practitioner of the art of MIS in Reproductive surgery and Fluorescence imaging. The trainers at the workshop were very patient and helped all the trainees to crease out their flaws. The interactive sessions held had excellent course content and covered all aspects of management of pathologies involved in reproductive medicine. Some of the advance techniques demonstrated for Endometriosis by Dr.Tomonori Hada was the highlight for me.



A special mention for the support staff at the centre for being so kind hearted and accommodative. I would like to thank Prof. Chyi Long Lee and APAGE from the bottom of my heart for making this wholesome experience possible for me.

Dr. Vijal B. MODI  
Modi Clinic Maternity & Nursing Home  
Junior consultant  
Gujarat, India





GYN 56 2.0.02/2015/A-E

# Intrauterine BIGATTI Shaver (IBS)

for Operative Hysteroscopy

**STORZ**  
KARL STORZ – ENDOSKOPE  
THE DIAMOND STANDARD

# 10<sup>TH</sup> REPRODUCTIVE CADAVERIC HANDS-ON WORKSHOP

ENDOMETRIOSIS: A NEW EPISODE

AIIS - IRCAD

Changhua, Taiwan | July 30 - 31

I have been a member of APAGE for two years. I have always wanted to participate in a laparoscopic human cadaver dissection workshop and when I saw the first announcement flyer about this workshop in Bangkok, I was both tempted and doubtful.



After an exchange of emails and telephonic talks with the organizers at Siriraj Hospital, a colleague and I decided to register. The organizers helped us to select a quaint riverside hotel just across from the hospital.

We arrived in Bangkok by a late evening flight on the 23<sup>rd</sup> of August and presented ourselves to the department on the next day, to a warm welcome from Ms. Komtip and Prof. Amphan. The department is well laid out with careful attention to detail and well designated areas. After introductions and the registration ceremony, there was a live relay of surgery of laparoscopic hysterectomy in a case of bilateral endometriomas. Prof. Lee and his team did a commendable job, while Prof. Alan Lam who was present in the auditorium lead the discussion. The afternoon saw presentations from the faculty on pelvic anatomy and other topics. The day ended with a spectacular riverside cruise and a sumptuous dinner buffet followed by a karaoke night.

On day 2, there was a live relay of a difficult case of deep infiltrating endometriosis, dealt with expertly by Prof. Alan Lam. The participants sat enthralled at his skillful dissection in the recto vaginal space. This was followed by didactic lectures and discussions in the post lunch session. Today, the organizers had arranged an outing to a popular restaurant. The delegates and faculty got to know each other better, over a deli-

cious meal.

There was a scientific exhibition for first two days, where we saw display of latest equipment and instruments. Next, arrived the much awaited day-3. I had much anxiety about this day. Much to my surprise, the experience was pleasant, as the cadavers were very well preserved and easy to handle. There were 7 stations with two participants on each station. One station was for the preceptor, Prof. Lam. There were trainers allocated to each station and they guided us through difficult spots. Contrary to expectation, we were able to successfully dissect the pelvic spaces followed by pelvic lymph node dissection. At the end of the session, the staff laid flowers on the cadavers and said a prayer and we offered our own prayers of gratitude.

Human cadaveric dissection is a useful technique of skill development in advanced laparoscopic surgery, and we consider ourselves fortunate to have been able to participate in this workshop. One tentative suggestion was that the dissection could perhaps be broken down into small tasks so that there is an objective sense of productivity and achievement.

The course concluded at 3:00 pm, with distribution of certificates, an exchange of email addresses and warm good-byes.

Of particular note is the hospitality extended by the organizers. Beverages and snacks were served round the clock. They took special care of my vegetarian needs. The visiting and local faculty, were approachable, friendly and easy to interact with.

We spent the next day visiting the enchanting Grand Palace and Wat Pho temple and concluded with a visit to the delightful Chatuchak weekend market. The exotic fruits and unusual flowers took the edge off the sweltering hot weather.

Participation in this workshop was an enriching experience and we have resolved to come back to this Thai German Multidisciplinary Training Centre for more such courses.

Dr. Nandita MAITRA  
Additional Professor  
Baroda Medical College  
Gujarat, India





**TISSEEL**  
*[Fibrin Sealant]*

***COVERED***  
***FROM EVERY ANGLE***



# SHARING MY APAGE FELLOWSHIP EXPERIENCE: FROM ZERO TO SOMETHING

Angelito DL Magno, M.D.  
Gynecologic Oncologist and Laparoscopist  
Manila, Philippines

**T**his is what I felt when I returned back to my country Philippines after my one-year fellowship training in Chang Gung Memorial Hospital in Linkou. Before arriving in Taiwan, I had no experience in laparosc-



on the 3<sup>rd</sup> 3 months, as 1<sup>st</sup> assist and the last 3 months, as surgeon under the direct guidance of the mentors and based on their confidence to your skills.



py. The nearest experience I had was as a “vaginal man” or the one who holds the uterine manipulator. I have never held a laparoscopy instrument before that.

I had a great opportunity to be accepted in an One-Year International Fellowship Program in basic and advanced gynecologic laparoscopy in Linkou Chang Gung Memorial Hospital under the guidance of endoscopy experts of Asia-Pacific Association of Gynecologic Endoscopy and Minimally Invasive Therapy (APAGE) headed by its chairman, Prof. Chyi-Long Lee and the International Fellowship Program Director, Dr. Kuan-Gen Huang.

Because of a big number of doctors applying for the fellowship program, the fellows themselves, in coordination with Prof. Lee and Dr. Huang, made a structured program to maximize learning. When I arrived, I was told about the schedule of the fellows. The fellows should follow and observe surgeries of different endoscopists in the department so that fellows will not crowd in just one consultant. I was also told of the interval of fellows to be part of the surgical team. 1<sup>st</sup> 3 months of observation, 2<sup>nd</sup> 3 months as 2<sup>nd</sup> assist either manipulator man or camera man, past six months of training,

During my training, I have seen a huge variety of laparoscopy cases, from benign cases to malignancy, infertility cases to urogynecologic procedures, and cases that I thought is difficult to do by open surgery but here is being done laparoscopically. I had a chance to assist in a number of Natural Orifice Transluminal Endoscopic Hysterectomies done by the very excellent surgeon Dr. Kai-Yun Wu. As a gynecologic oncologist myself, It was my privilege to be taught by Prof. Lee, who may not be an oncologist but very proficient in gynecologic oncology surgery, and Dr. Huang in doing various gynecologic oncology cases like cervical, endometrial and ovarian cancers including management of complications like laparoscopic repair of obturator nerve injury.

The international program is also a very conducive platform for learning and teaching as well. This is a good venue for different gynecologists from different countries to share and learn as well their experiences in gynecologic laparoscopy. Every Tuesday we had case discussion with Dr. Huang about the cases we observed. In this setting, we were able to discuss proper techniques and share possible steps that would make the technique better. During this this, we fellows also report on the basic topics like suturing, advanced vessel sealing instruments, specimen retrieval etc.... Every Wednesday, we also had case discussion with the hospital interns and Prof. Lee, and at the end of the report, the fellows present their edited video. Again this is a good venue to learn techniques from the experts and discuss the techniques in detail.

The program also gave me an opportunity to present video in an international setting. I presented a video in Reproductive Surgery Workshop in IRCAD in Changhua Taiwan, which I was awarded with Best Educational Video. I also had a chance to present another video in the APAGE 16<sup>th</sup> Annual Congress in Beijing, China.



During this workshop and Annual Congress, I was able to meet different experts from different countries.



My experience in APAGE was a life changing and it was one of the best decisions I made in my life, to join and train in Chang Gung. I would like to give my thanks and heartfelt gratitude to the Chairman of APAGE, Dr. Chyi-Long Lee, and Dr. Kuan-Gen Huang, who taught me everything I need in laparoscopy and was my second father in Taiwan and to the different consultants in the endoscopy section in Chang Gung. I would also like to thank Dr. Kai-Yun Wu, Dr. Jenny Huang and Dr. Hsin-Hong Kuo and nurses in Chang Gung Memorial Hospital, despite their busy surgery schedules, they managed to accommodate and teach us. Also, I would like to thank Taiwan Association of Minimally Invasive Gynecology (TAMIG) for also accommodating us fellows in various activities of the society. Lastly, my stay in Taiwan will not be easy and memorable if not for the International fellows who became my brothers and sisters. APAGE and Chang Gung Memorial Hospital bind us all together.



I remember Dr. Huang saying, "In learning, you have to See One, Do One and Teach One". To maximize learning, one should undergo proper training (See One), practice what you learn (Do One), and teach others what you learned.



# YOUNG APAGE GROUP

Date: September 6 - 9, 2017

Submission deadline: May 15, 2017

## Qualification

Doctors under 40 years old,  
or whom received training in  
APAGE certified facilities in  
5 years are welcome to participate.

## Congress Registration Fees for YAG Presenters

Early Bird (March 1 - May 31, 2017) : JPY 10,000

Regular ( June 1 - July 31, 2017) : JPY 15,000

On-site (May 15, 2017) : JPY 20,000

## Official Language

English

## Video Format

MP2 or MP4 (\*needs to submit English abstract  
limited to 500 words)

## Video Length

5-minute maximum, including titles, video clips  
and English narration.

## Video Size

Max. 750MB

\*Accepted abstracts & videos will be presented in the YAG session in the upcoming 2017 APAGE Annual Congress in Japan. All videos accepted for presentation will posted on APAGE official website for educational purposes.



## Young APAGE Group YAG Submission for 2017 APAGE Congress

---

A 5-minutes short video with inspirational ideas & innovative surgical techniques.

YAG Secretariat : [apage.yag@gmail.com](mailto:apage.yag@gmail.com) | [bangkokendoscope.com](http://bangkokendoscope.com)

APAGE Website: [www.apagemit.com](http://www.apagemit.com)

The Congress Secretariat : [57jsgoe-18apage@convention.co.jp](mailto:57jsgoe-18apage@convention.co.jp)

18th Annual Congress Website : [www2.convention.co.jp/apage2017](http://www2.convention.co.jp/apage2017)



# APAGE Accreditation



APAGE is excited to be launching our Accreditation Programme. The accreditation can be awarded to centres performing, and individual surgeons practicing, minimally invasive gynaecologic surgery.

The purpose of the programme is two-fold. Firstly, the centres and/or surgeons achieving APAGE accreditation would have demonstrated a high standard of minimally invasive surgical practice as per APAGE guidelines. Clients being treated at these units will be assured of quality.

Secondly, the accreditation programme focuses on teaching and training. ACMIG Centers have an established training programme and the capacity to train. Surgeons seeking training in minimally invasive surgery can apply to these centres.

## How to become an ACMIG centre ? (Centre Accreditation)

1. Register by submitting the application form to [apage.social@gmail.com](mailto:apage.social@gmail.com)
2. Schedule an assessment date
3. Proceed to site-inspection
4. Outcome of Accreditation
5. Awarding of certificates at APAGE Annual Congress

## How to apply for Fellow of APAGE ? (Surgeon Accreditation)

1. Register by submitting the application form to [apage.social@gmail.com](mailto:apage.social@gmail.com)
2. Submitting the required documents/video for review
3. Outcome of Accreditation
4. Awarding of certificates at APAGE Annual Congress

If you are interested in applying for accreditation, please contact the APAGE Secretariat via [apage.social@gmail.com](mailto:apage.social@gmail.com)

全新之治療有症狀  
子宮肌瘤的口服藥物

first-in-class之黃體素受體調節劑\*

esmya® 5mg

Ulipristal acetate 恩惜膜

— 還給她舒適的生活 —

\* 台灣衛生福利部核准恩惜膜仿單 (IP11302B)

**適應症：**Ulipristal acetate使用於患有中等至嚴重程度子宮纖維瘤症狀的生育年齡成年女性，作為手術前或間歇性治療之用。

**成分/包裝：**包裝含有 5mg ulipristal acetate 的藥錠

**建議劑量：**每日口服一次，每次療程最長為期3個月。只能在月經發生期間開始治療：- 第一次療程應在月經期間的第一週展開治療。重複的療程最早應於前一次療程完成後的第二次月經期間的第一週開始。

使用前請詳閱說明書及注意事項




友華生技醫藥股份有限公司  
Orient EuroPharma Co., Ltd.

ESM-FM-1605001

# HOW TO BECOME AN APAGE MEMBER


Become an APAGE regular member to receive the latest knowledge of gynecologic endoscopy and minimally invasive therapy.




**Advance  
Notifications**



**ASurg  
Video Stream**



**GMIT  
Journals**



**Latest  
Knowledge**



**Workshop  
Discount**

For more information on how to join and membership benefit, visit [www.apagemit.com](http://www.apagemit.com) and become an APAGE member.





GYN 75 1.0 01/2016/A-E

# Discover New Horizons in Hysteroscopy

Combine the reusable hysteroscopic IBS<sup>®</sup> shaver with the innovative fluid management system Hysterosmat E.A.S.I.<sup>®</sup>

**STORZ**  
KARL STORZ – ENDOSKOPE  
THE DIAMOND STANDARD